

Teileliste und Klammersaetze  
Parts List and Clamp sets

**511**

DÜRKOPPADLER AG

---

# 511

<b>Inhaltsverzeichnis</b>	<b>Tafel / Table</b>	<b>Contents</b>
Nadelstange	1	Needle bar
Armwelle	2	Arm shaft
Fadenwischer	3	Thread wiper
Klammerlueftung	4, 5	Clamp lifting
Greifertreiber	6	Hook driver
Fadenspannung	7	Thread tension
Fadenabschneider	8 - 10	Thread trimmer
Transporteinrichtung (Klammer)	11	Feed drive (Clamp)
Kontraktionsklammer	12	Contraction clamp
Transporteinrichtung (Schrittmotore)	13	Feed drive (Step motors)
Spuler	14	Winder
Rahmen und Abdeckung	15	Frame and covering
Schmierung	16	Lubrication
Gestell	17	Stand
Elektroteile	18	Electronics
Fadenwischer elektrisch	19	Electric thread wiper
Bedienfeld	20	Control panel
Lasermarkierungsleuchte	21	Laser marking lights
Handtaster	22	Push-buttons
Klammerfussabsenkung	23	Lowering device for the clamp
Wartungseinheit	24	Maintenance unit
Beipack / Zusatzausstattung	25	Accessories / Optional equipment
Klammersaetze		Clamp sets
Plaene		Plans

*Alle Rechte vorbehalten.*

Eigentum der Dürkopp Adler AG und urheberrechtlich geschützt. Jede, auch auszugsweise Wiederverwendung dieser Inhalte ist ohne vorheriges schriftliches Einverständnis der Dürkopp Adler AG verboten.

*All rights reserved.*

Property of Dürkopp Adler AG and copyrighted. Reproduction or publication of the content in any manner, even in extracts, without prior written permission of Dürkopp Adler AG, is prohibited.

**Copyright © Dürkopp Adler AG - 2010**



<p>1</p> 	<p>2</p> 	<p>3</p> 	<p>4</p> 
<p><b>0510 D280515</b> <b>0570 001015 Ersatz replacement</b> Spule, normal <i>Bobbin</i> <b>0510 150050 (511-214)</b></p>	<p><b>0510 D280511</b> Spulenkapsel, normal <i>Bobbin case</i> <b>0510 150040 (511-214)</b></p>	<p><b>0510 150070</b> Greifer, normal <i>Hook</i> <b>0510 150030 (511-214)</b></p>	<p><b>0510 5100517Z</b> Treiber, normal <i>Driver</i> <b>0510 150020 (511-214)</b></p>
<p>5</p> 	<p>6</p> 	<p>7</p> 	<p>8</p> 
<p><b>0510 D816-11 (511-211; 511-212)</b> <b>0510 D816-14 (511-213)</b> <b>0510 D816-15 Strickware Knitwear</b> <b>0510 350180 (511-211; 511-212)</b> <b>0510 350190 (511-213; 511-214)</b> <b>0510 350170</b> (Ø2,2 without through) (Ø1,6 without through) Stichplatteneinsatz <i>Throat plate insert</i></p>	<p><b>0510 350060</b> Gegenmesser FA <i>Counter-knife</i></p>	<p><b>0510 350033</b> Hakenmesser <i>Hooked blade</i></p>	<p><b>0510 D816-13-1 (0,8)</b> <b>0510 D816-13-2 (0,7)</b> <b>0510 D816-13-3 (0,6)</b> <b>0510 D816-13-4 (0,5)</b> Distanzscheibe für Pos.7 <i>Distance washer for pos.7</i></p>



<p>9</p> 	<p>10</p> 	<p>11</p> 	<p>12</p> 
<p><b>0510 5101204</b> Abreißmesser <i>Tear off knife</i></p>	<p><b>0510 D281219</b> Gummiring <i>Rubber ring</i></p>	<p><b>0510 D8.07-15 (511-211)</b> <b>0510 5101503 (511-212)</b> <b>0510 D281116 (511-213)</b> Klammerfuss, links <i>Clamping foot, left</i></p>	<p><b>0510 D8.07-14 (511-211)</b> <b>0510 5101504 (511-212)</b> <b>0510 D281115 (511-213)</b> Klammerfuss, rechts <i>Clamping foot, right</i></p>
<p>13</p>	<p>14</p> 	<p>15</p> 	<p>16</p> 
	<p><b>0510 E380207</b> Fadenführung <i>Thread guide</i> <b>0570 092974 a</b></p>	<p><b>0510 510G0204 (M3x4)</b> Schraube für Pos.16 <i>Screw for pos. 16</i></p>	<p><b>9092 013400 090</b> (511-211, 511-212) <b>9092 013500 120</b> (511-213) Nadel <i>Needle</i></p>
<p>17</p>	<p>18</p> 	<p>19</p> 	<p>20</p> 
	<p><b>0510 D8.05-15</b> Spannungsscheibe <i>Tension disc</i> <b>0467 110220</b></p>	<p><b>0510 5100714 (511-211; 511-212)</b> <b>0510 5100719 (511-213)</b> Fadenanzugsfeder <i>Thread take-up lever</i></p>	<p><b>0933 001544</b> Ölpumpe <i>Oil pump</i></p>



21



**9822 642010**  
Halogenlampe 12/20W  
*Halogen bulb 12/20W*

22

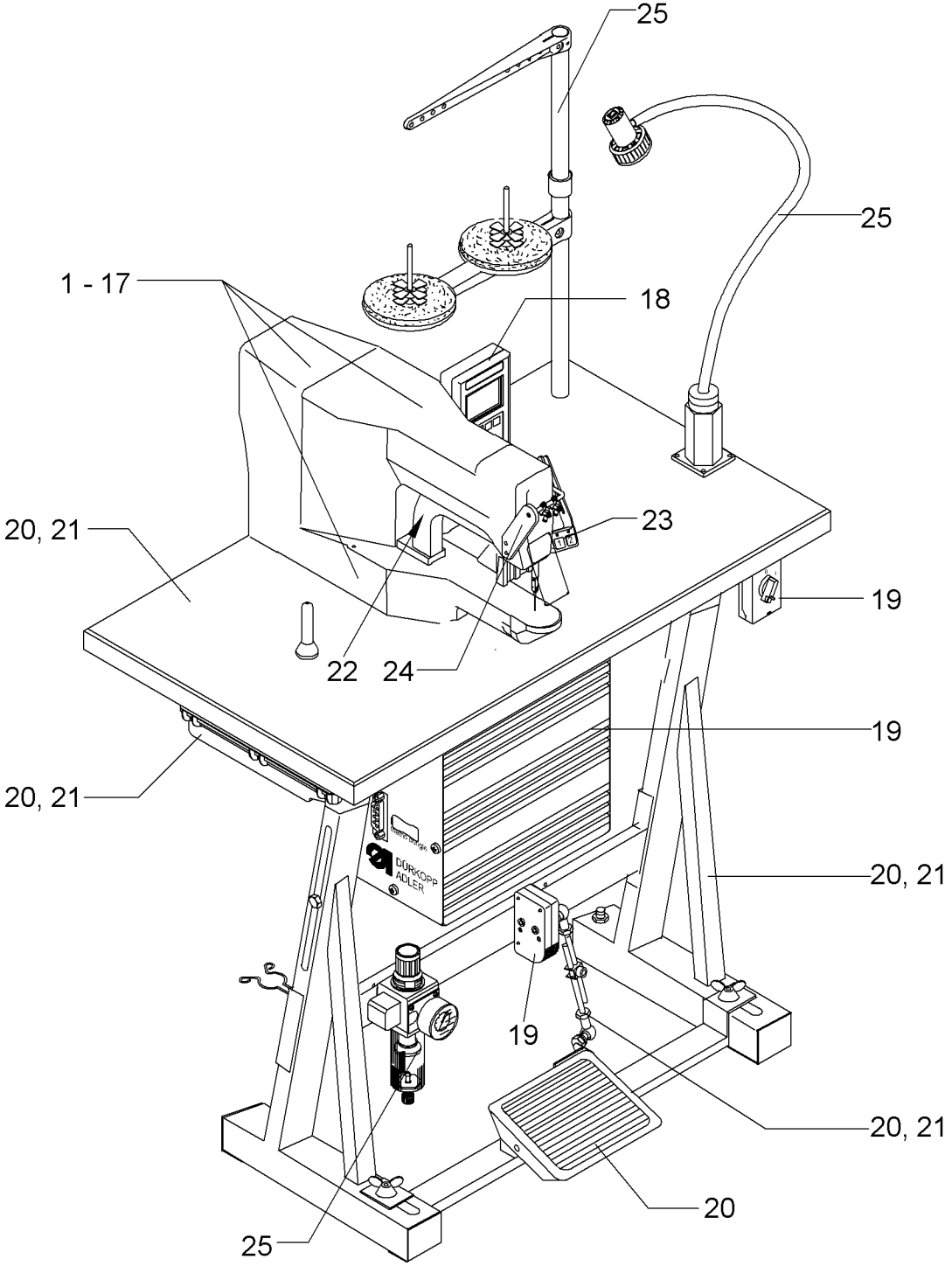


**9825 810219 (F6,3A)**  
**9825 810417 (T6,3A)**  
Sicherung  
*Fuse*

23



**0510 150080**  
Fadenanzugsfeder  
*Thread take-up spring*



1 - 17

25

25

18

20, 21

23

19

22 24

19

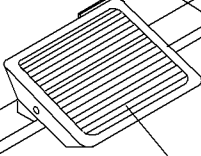
20, 21

20, 21

DÜRKOPP  
ADLER

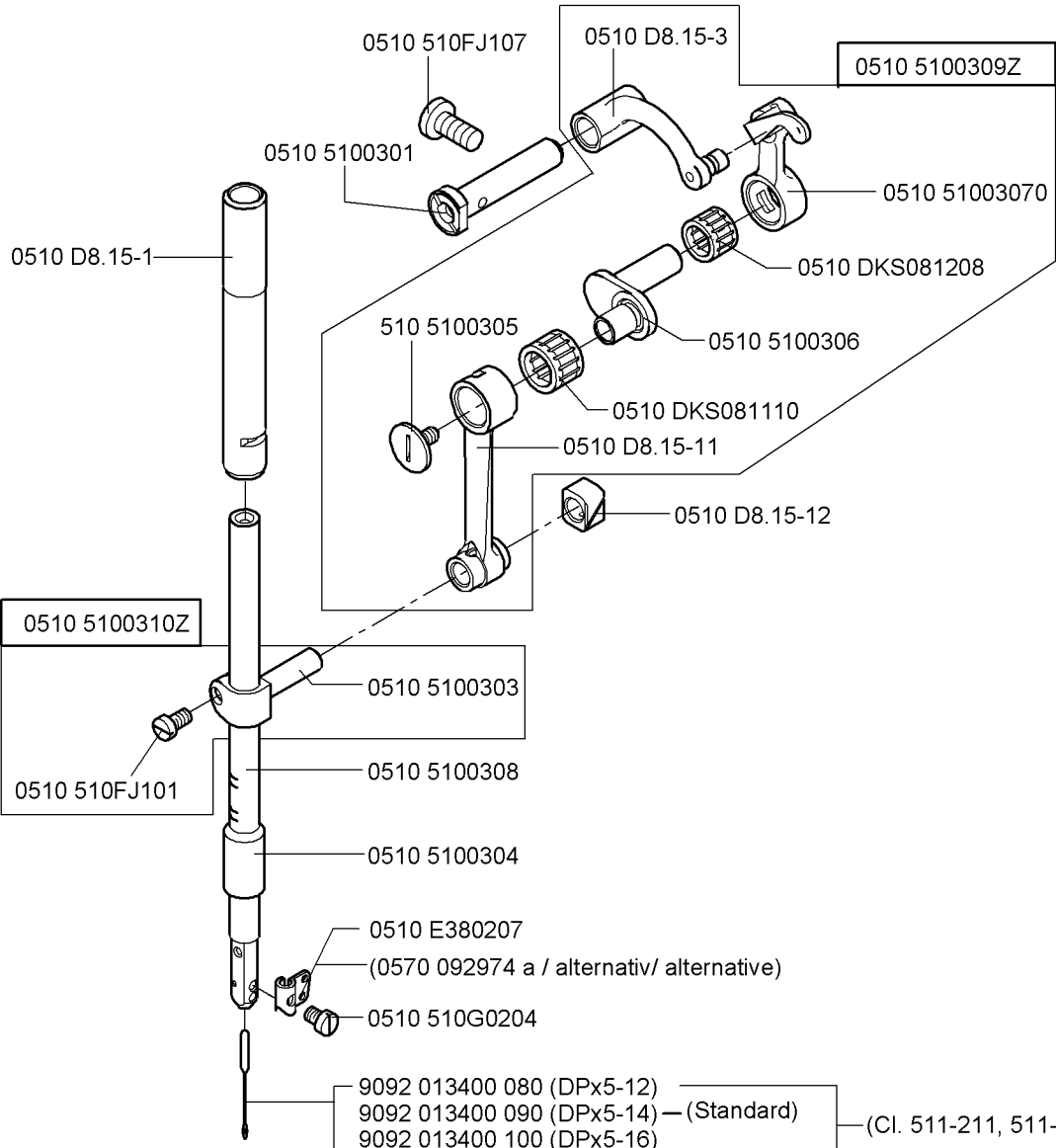
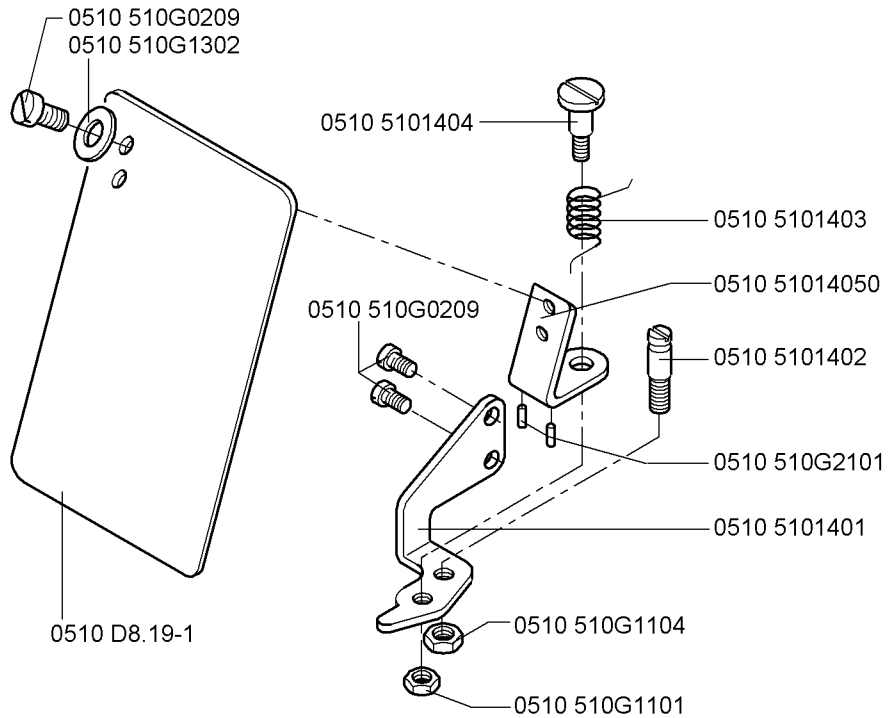
19

20, 21

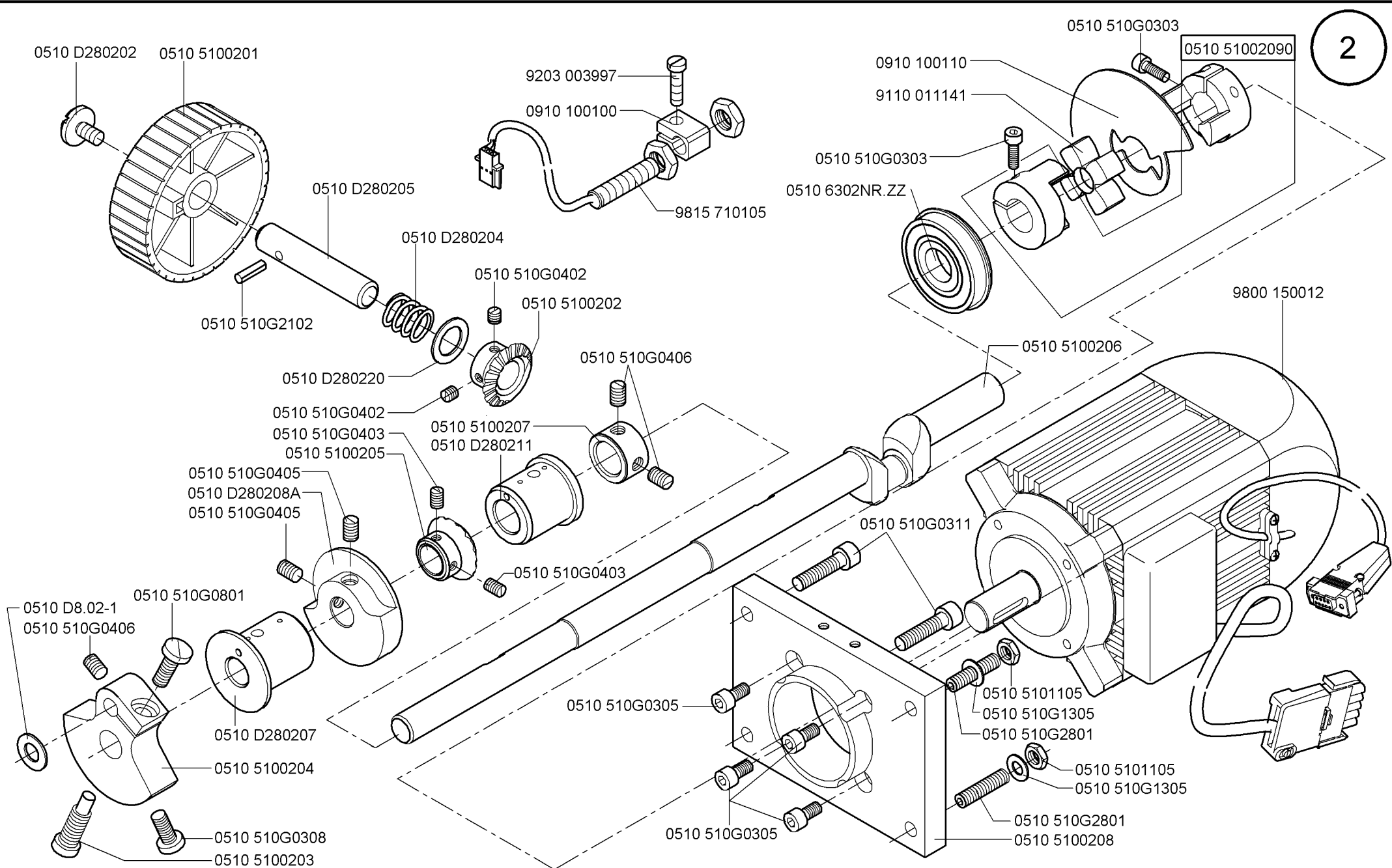


20

25



- 9092 013400 080 (DPx5-12)
  - 9092 013400 090 (DPx5-14) — (Standard)
  - 9092 013400 100 (DPx5-16)
  - 9092 013400 110 (DPx5-18)
- (Cl. 511-211, 511-212)
- 9092 013500 100 (DPx17-16)
  - 9092 013500 110 (DPx17-18)
  - 9092 013500 120 (DPx17-19) — (Standard)
- (Cl. 511-213, 511-214)

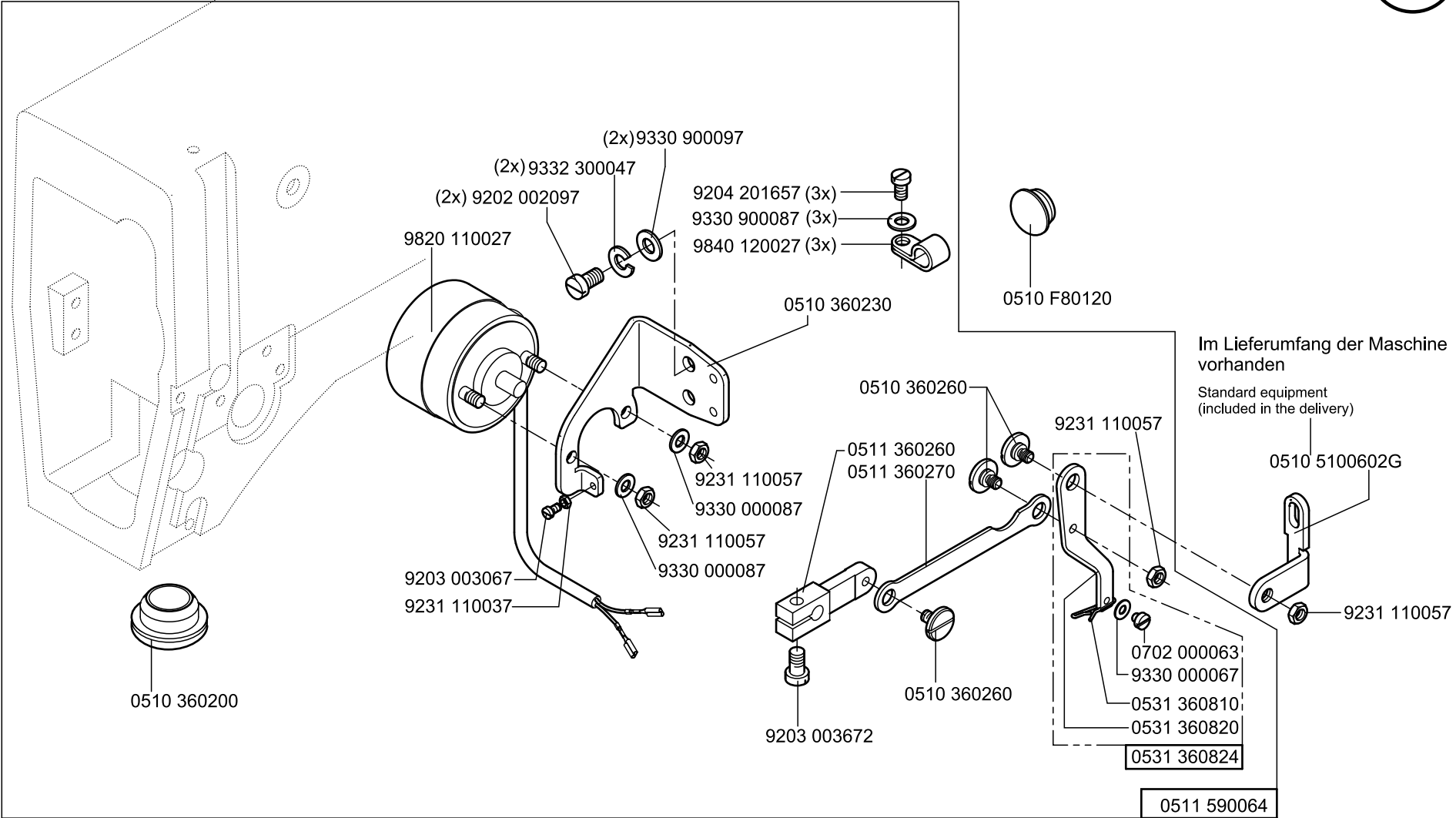


Scale 50 %

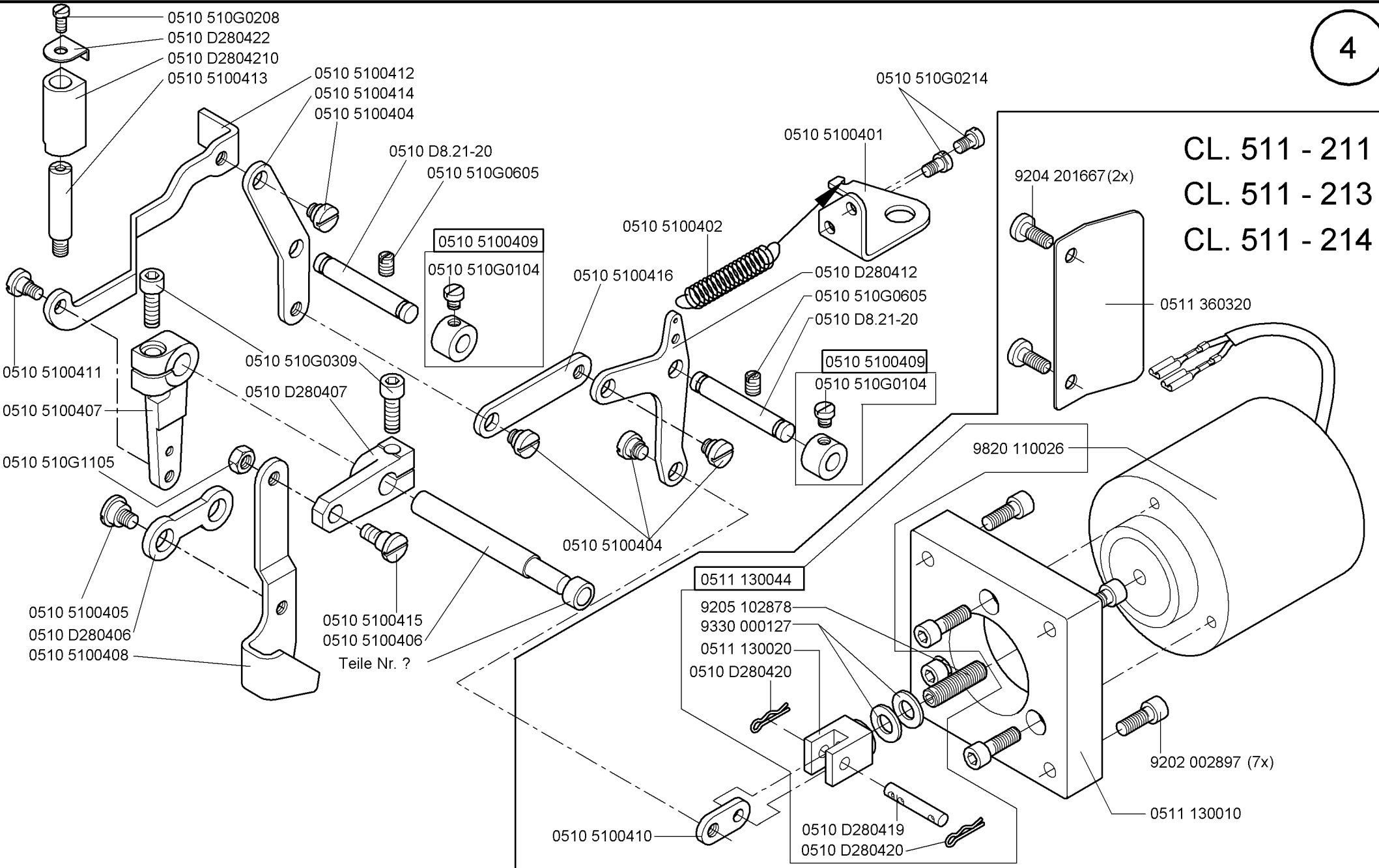
# CI. 511

Ausgabe/Edition 08.2009





CL. 511 - 211  
CL. 511 - 213  
CL. 511 - 214

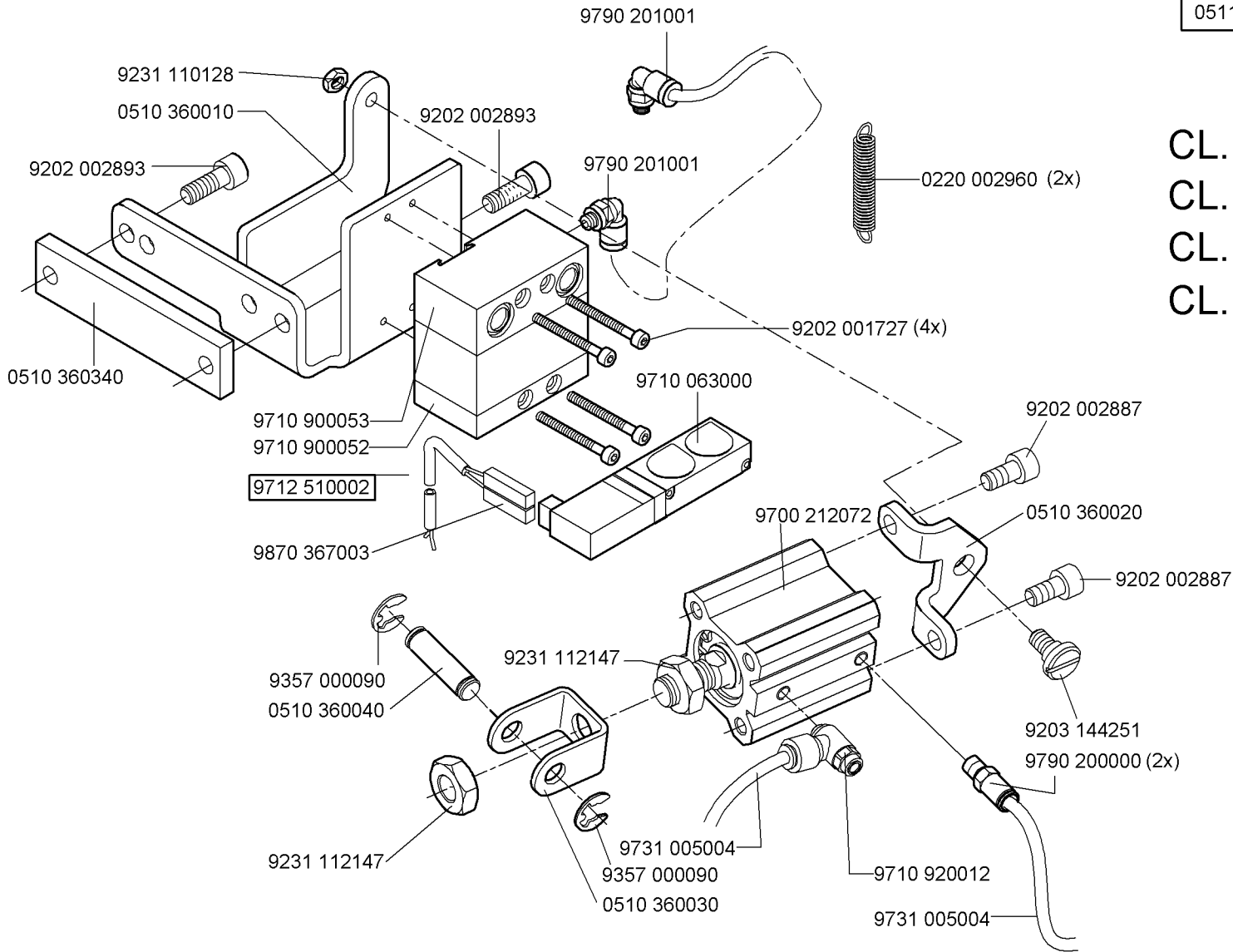


Scale 50 %

Cl. 511

Ausgabe/Edition 08.2009

0511 590044



CL. 511 - 212 -Standard

CL. 511 - 211

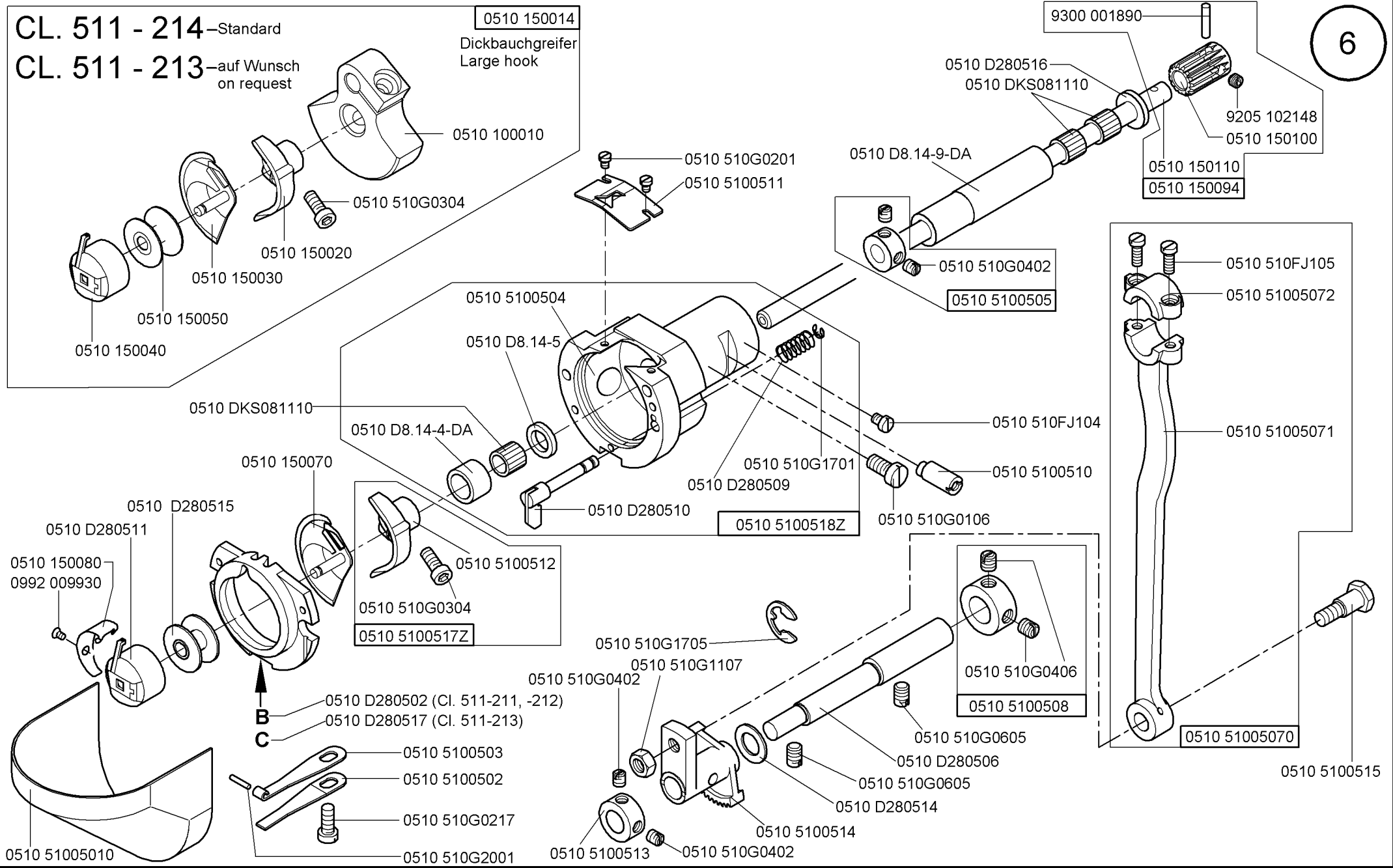
CL. 511 - 213

CL. 511 - 214

auf Wunsch  
on request

CL. 511 - 214—Standard  
 CL. 511 - 213—auf Wunsch  
 on request

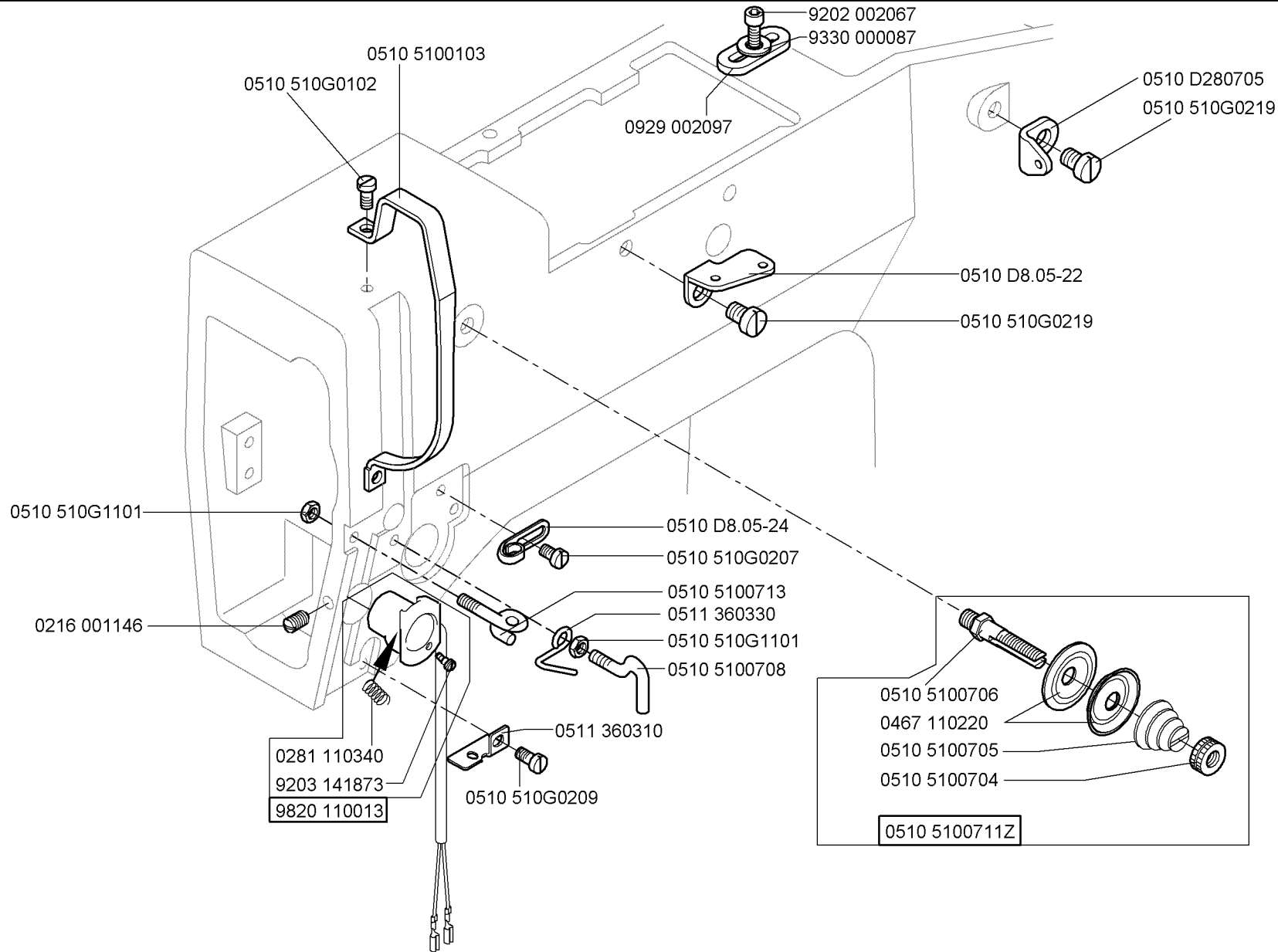
6

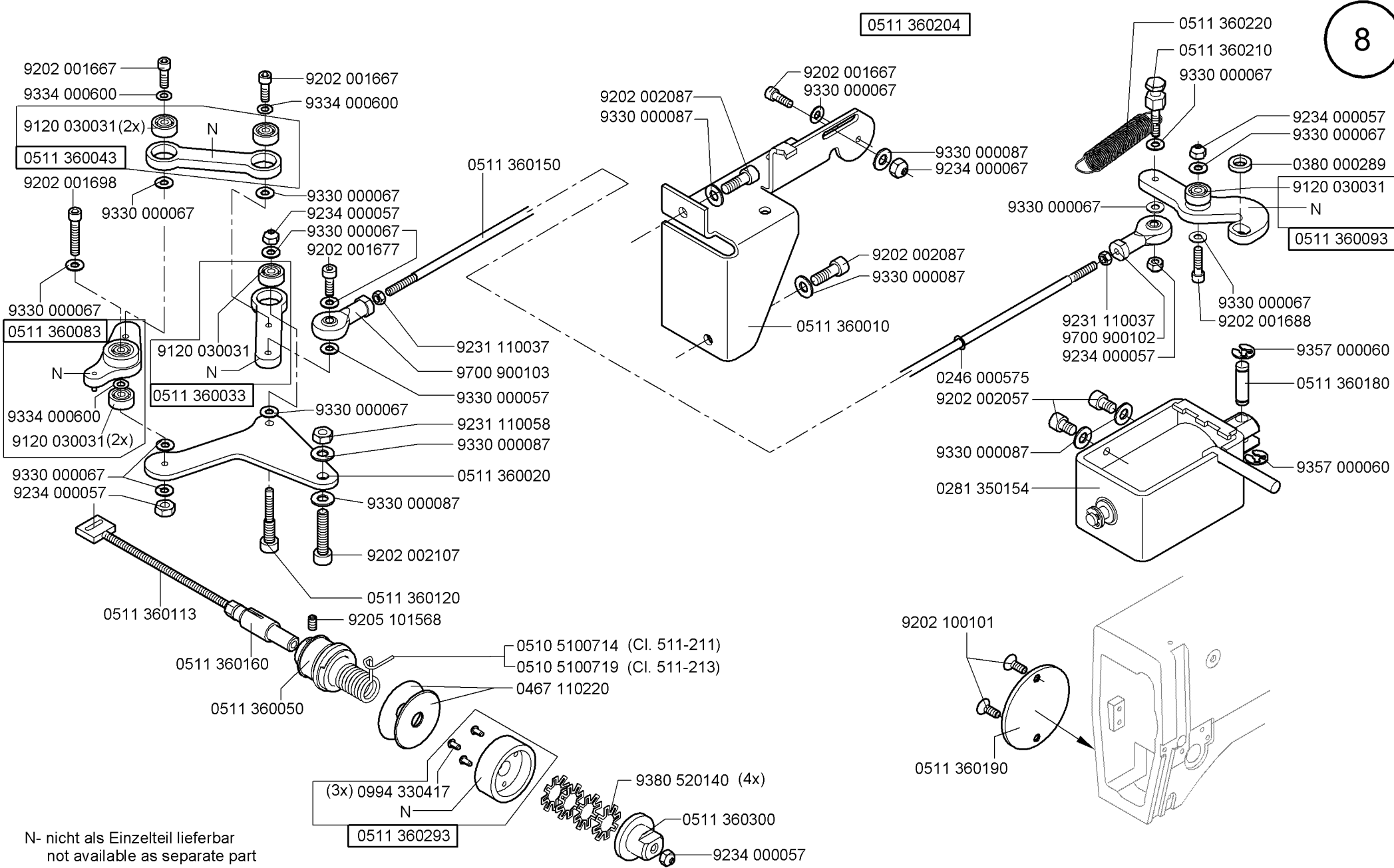


Scale 50 %

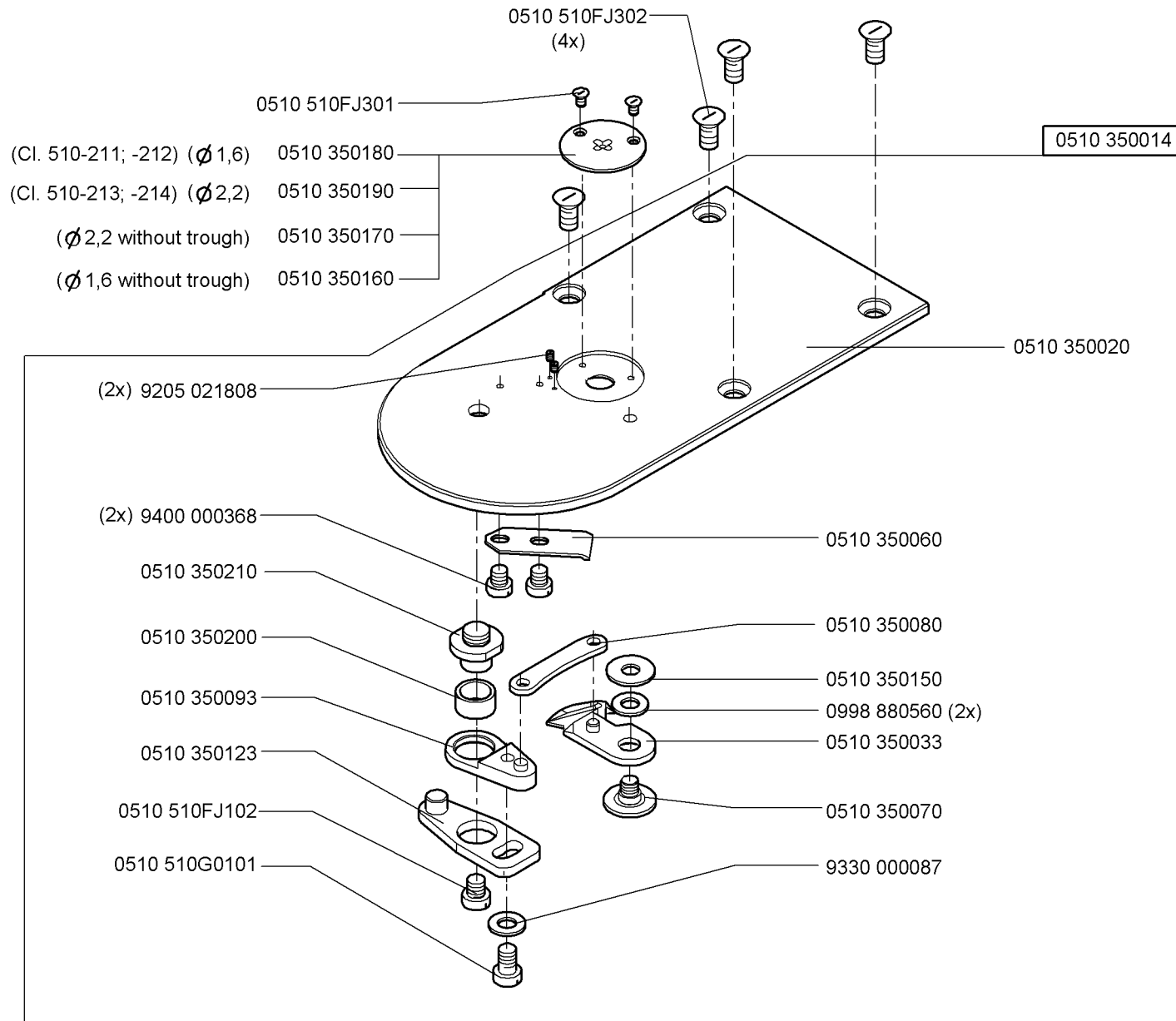
Cl. 511

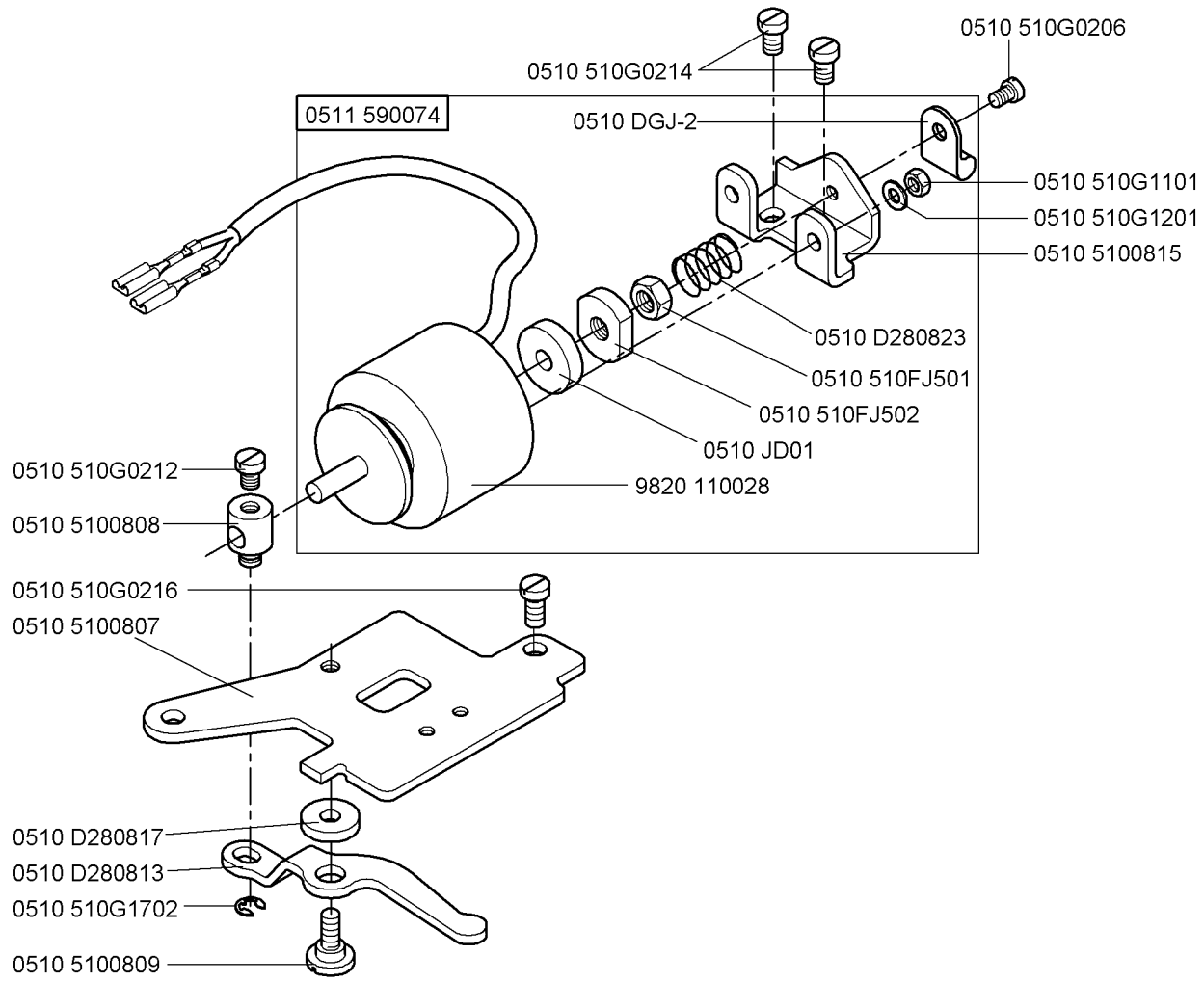
Ausgabe/Edition 08.2009



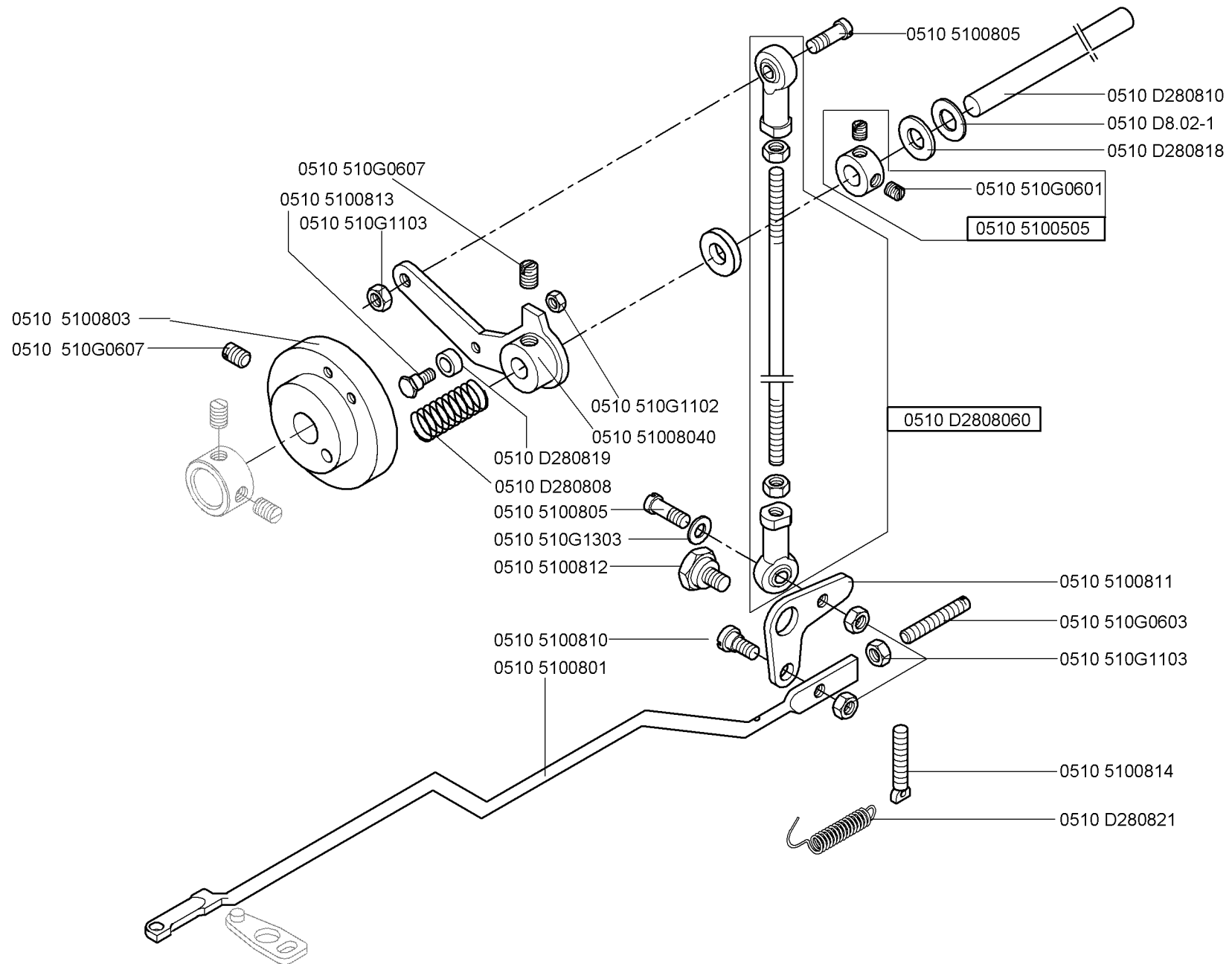


N- nicht als Einzelteil lieferbar  
not available as separate part

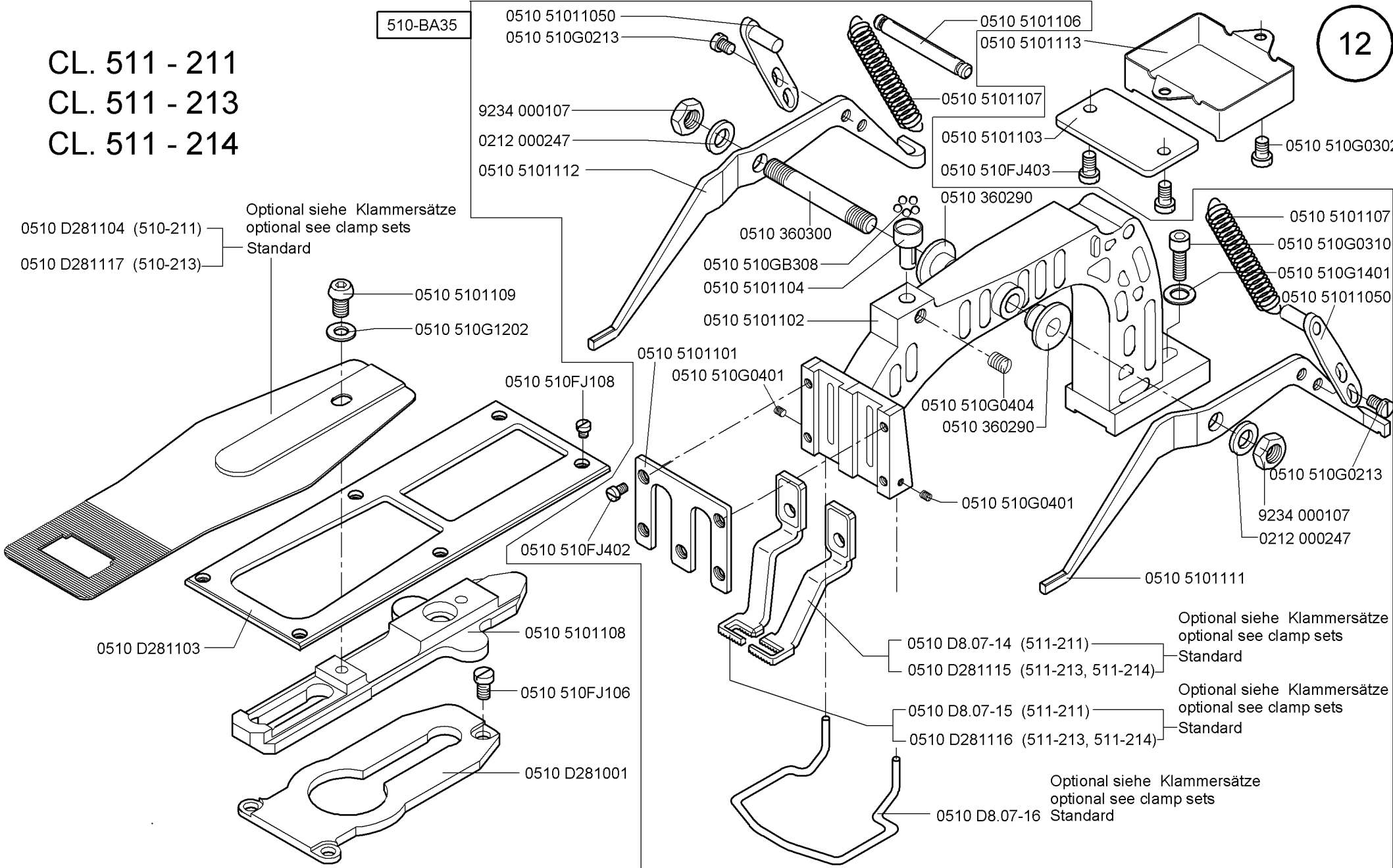


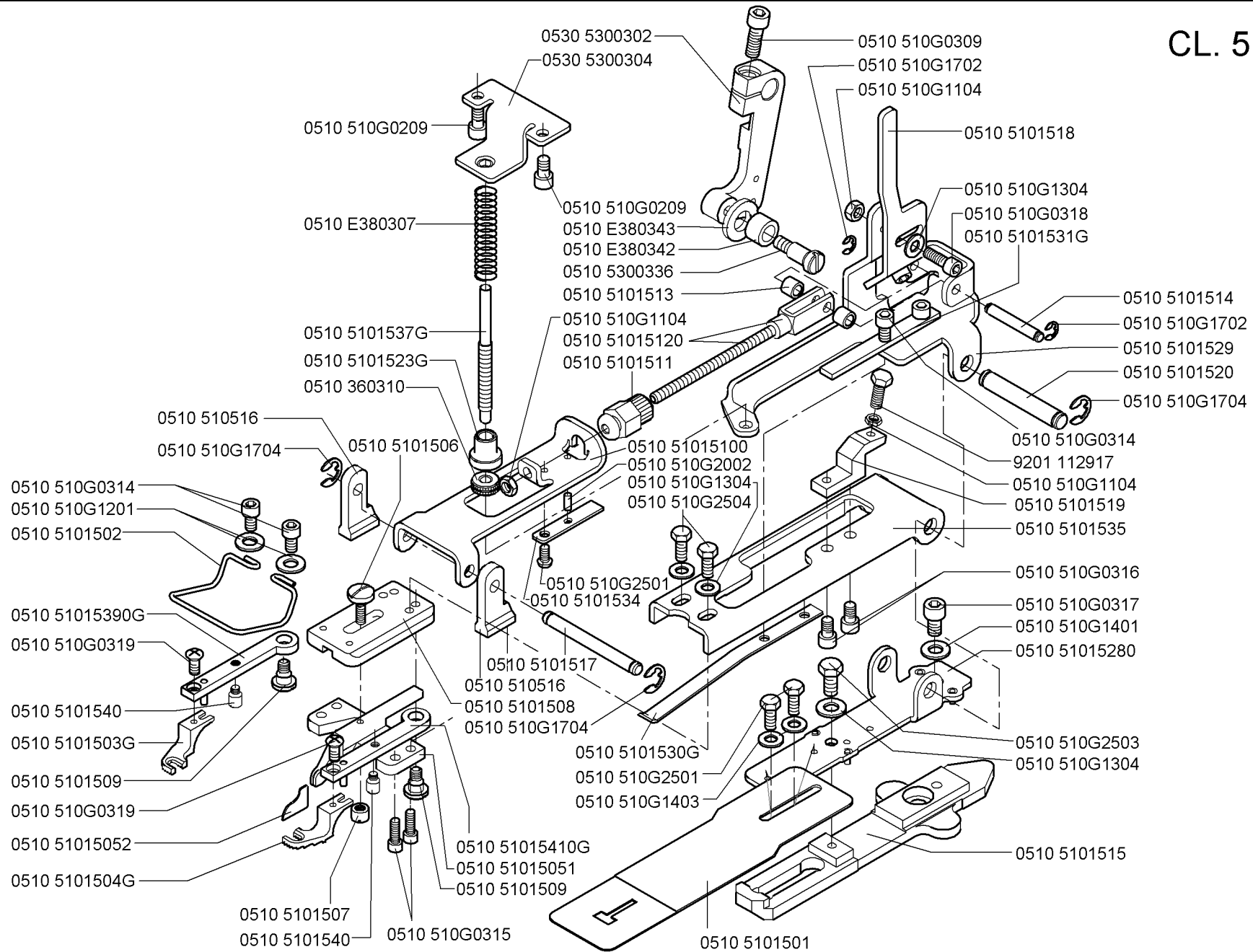






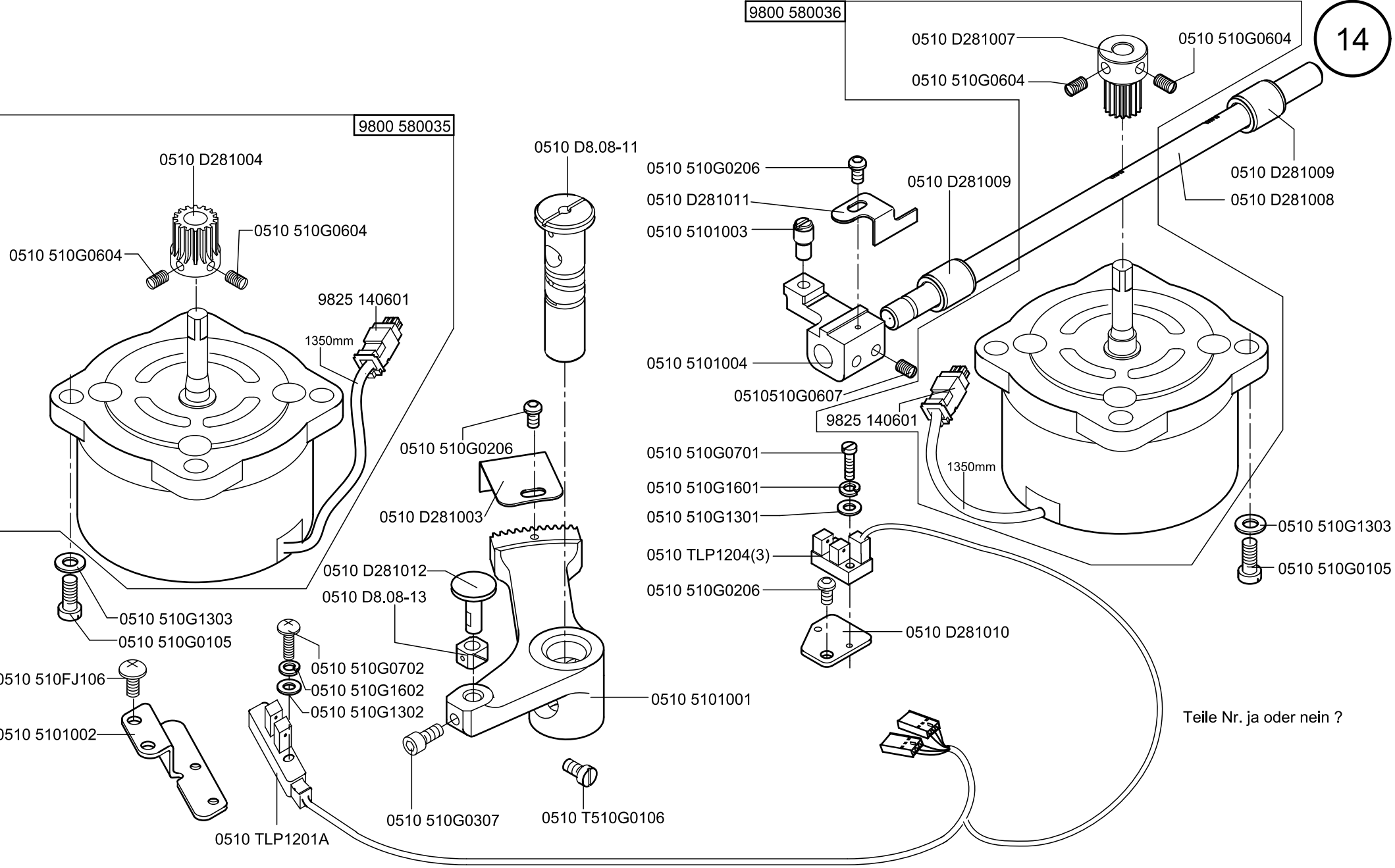
CL. 511 - 211  
 CL. 511 - 213  
 CL. 511 - 214

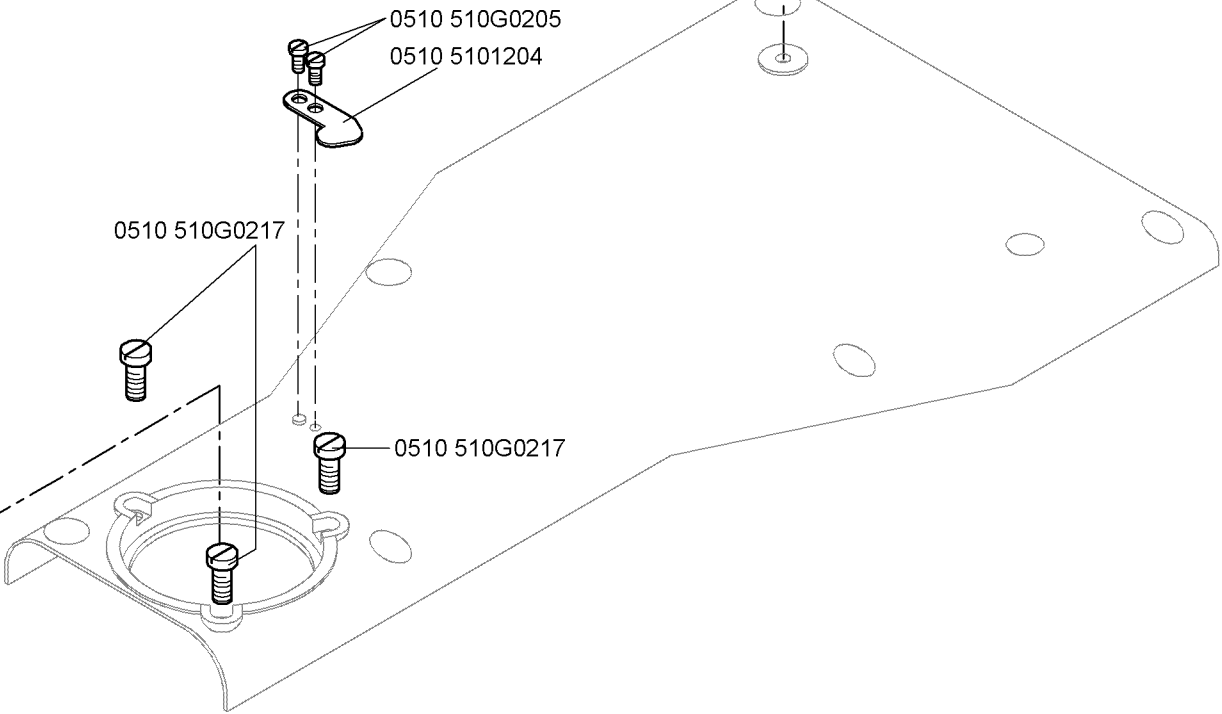
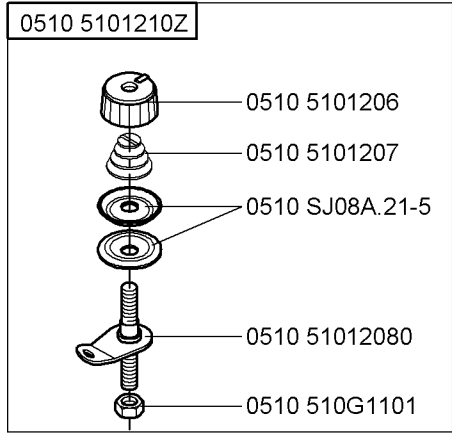
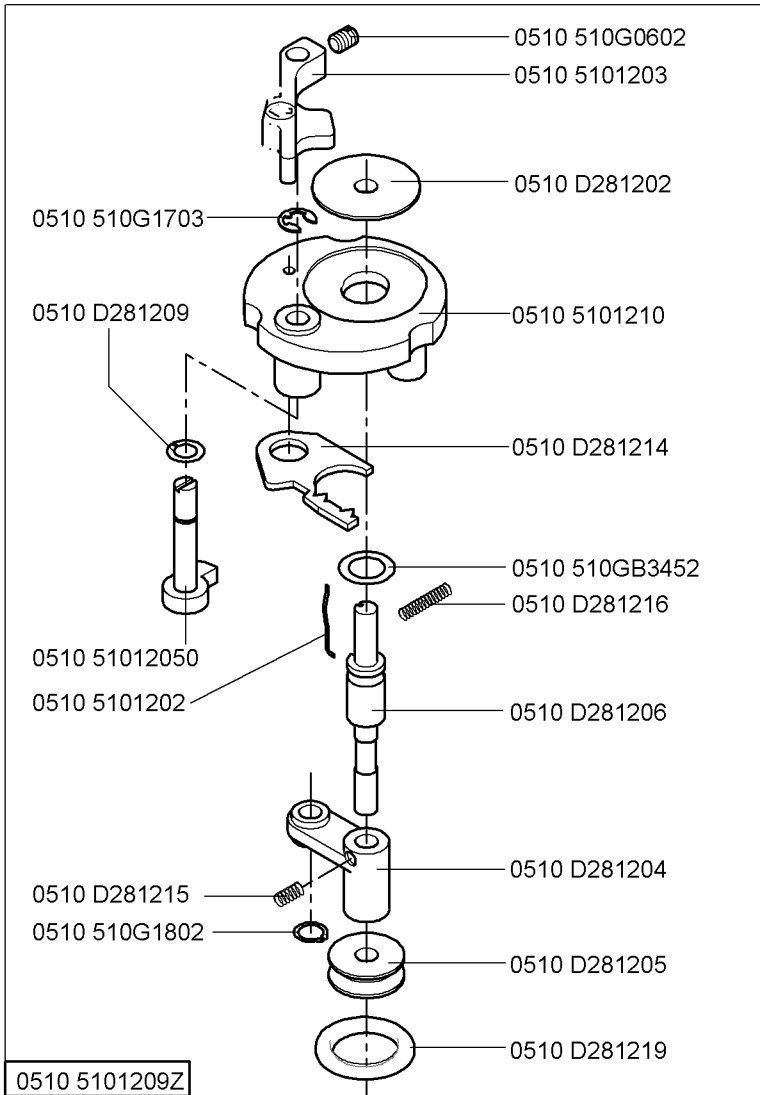


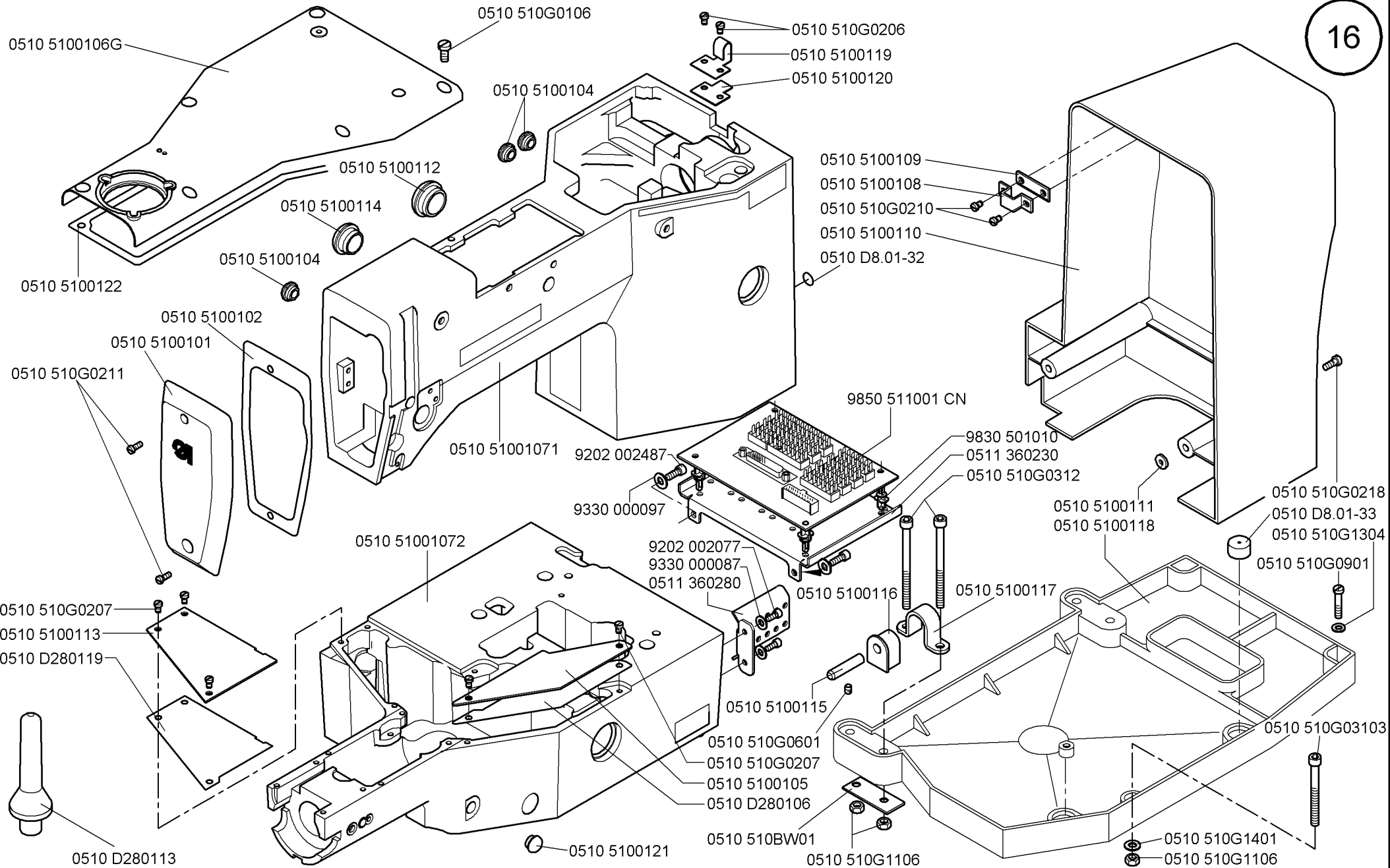


9800 580036

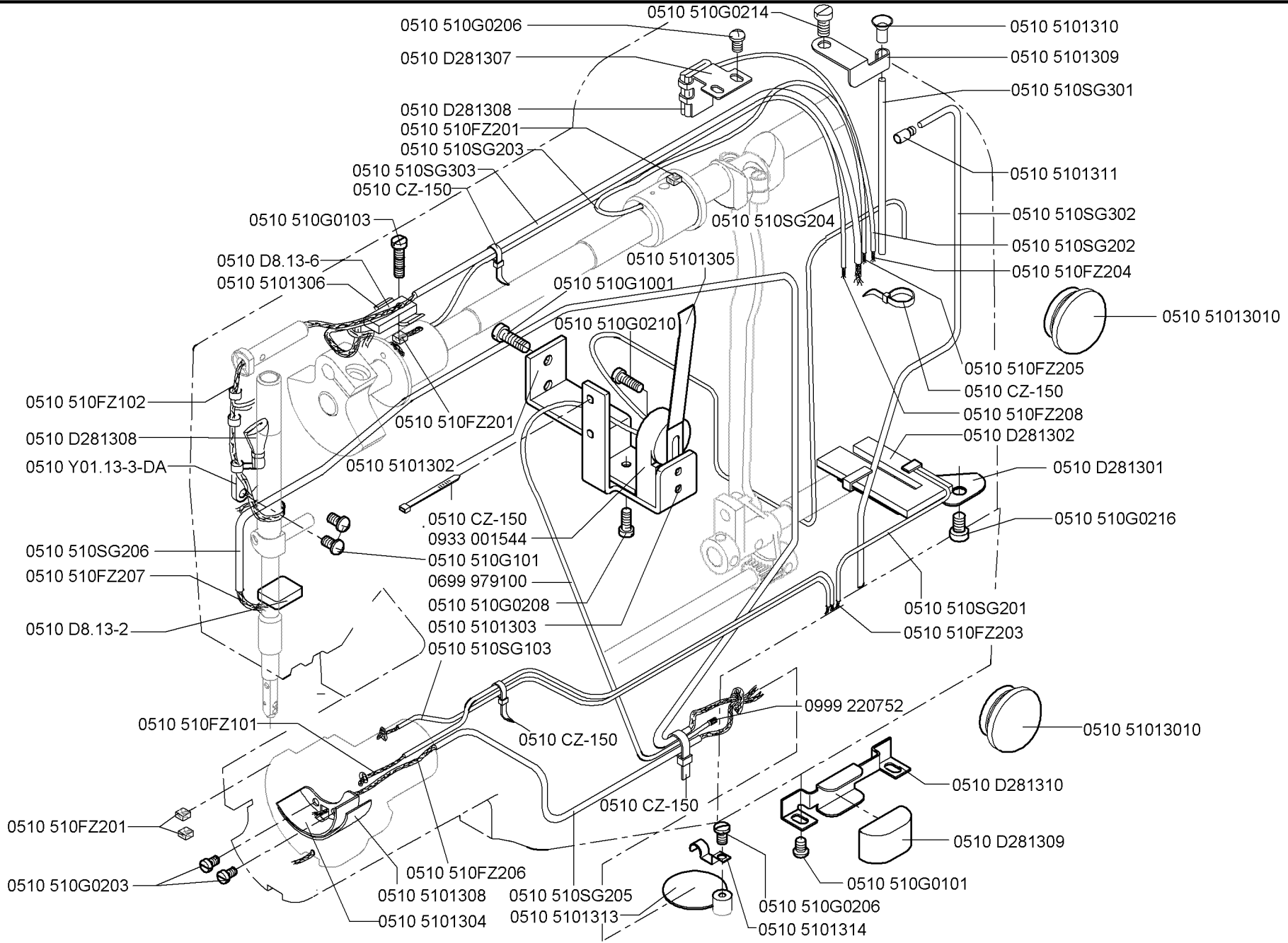
9800 580035





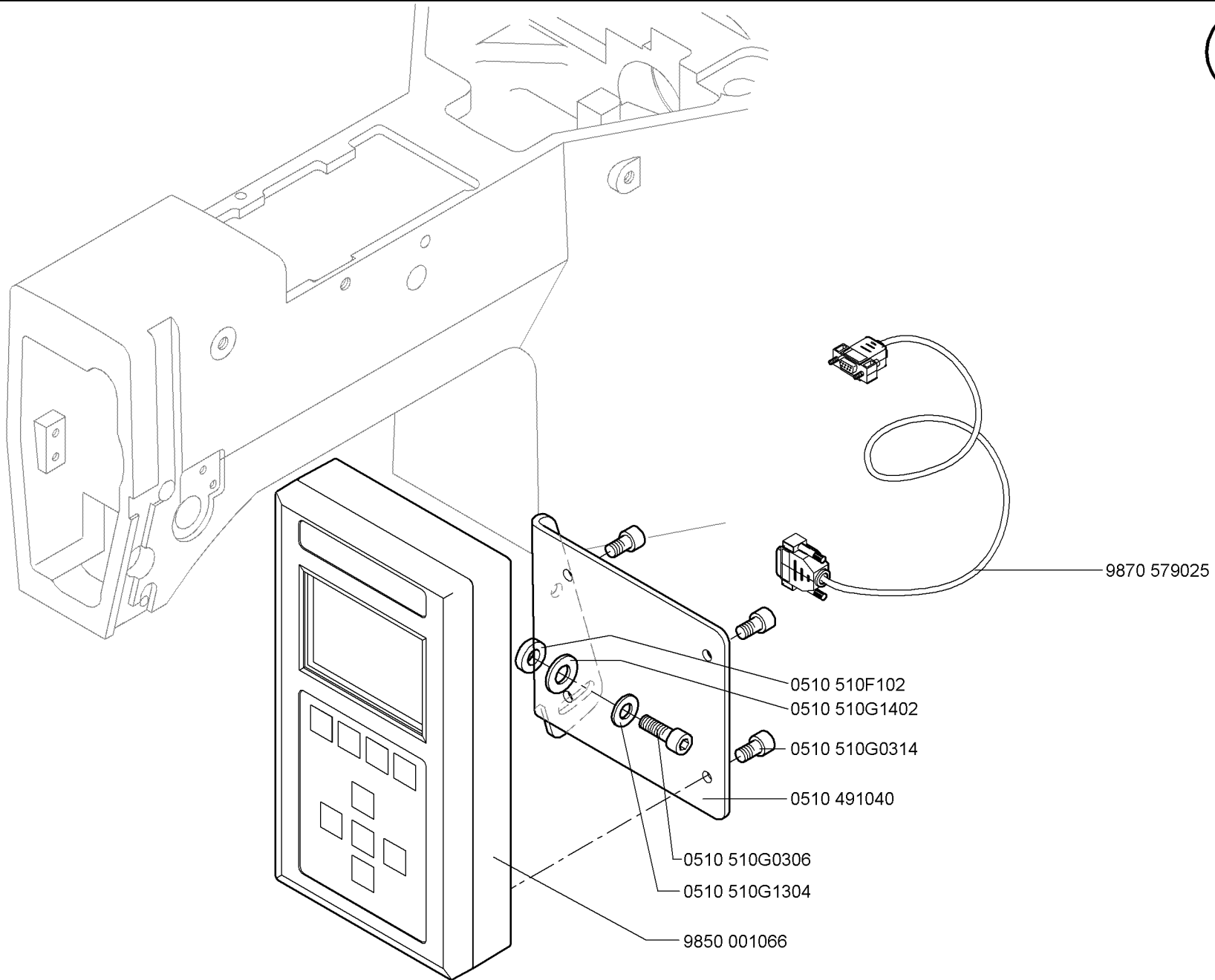


Scale 25 %

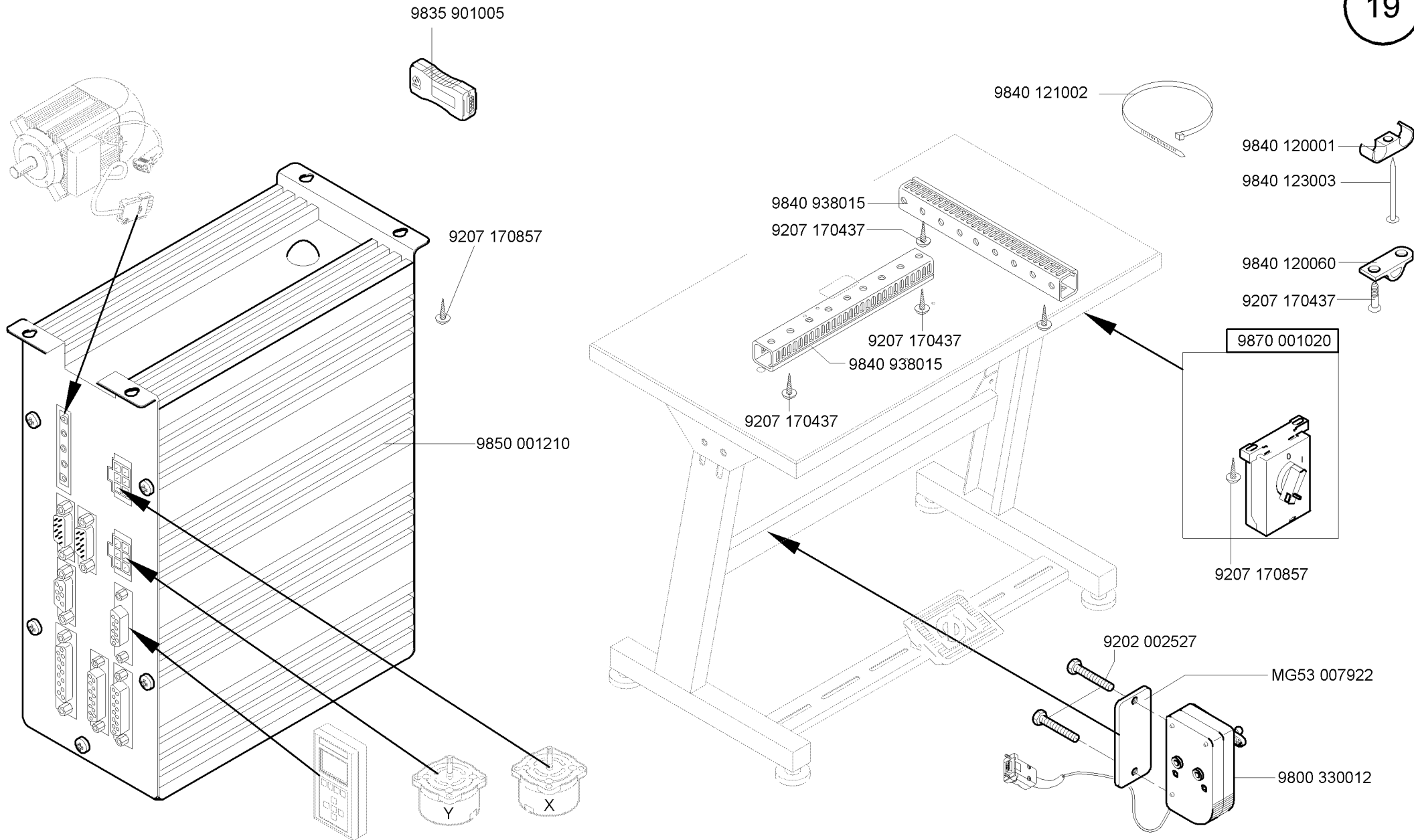


Scale 50 %

CI. 511

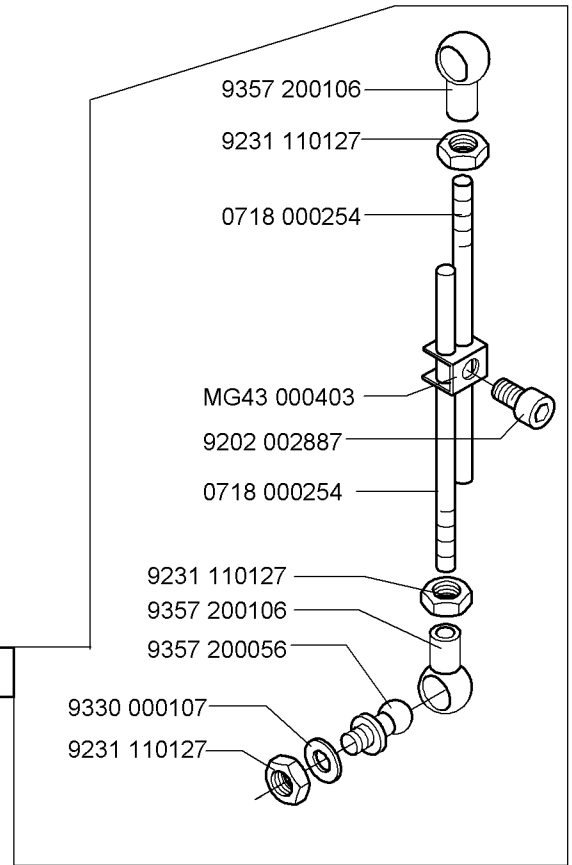
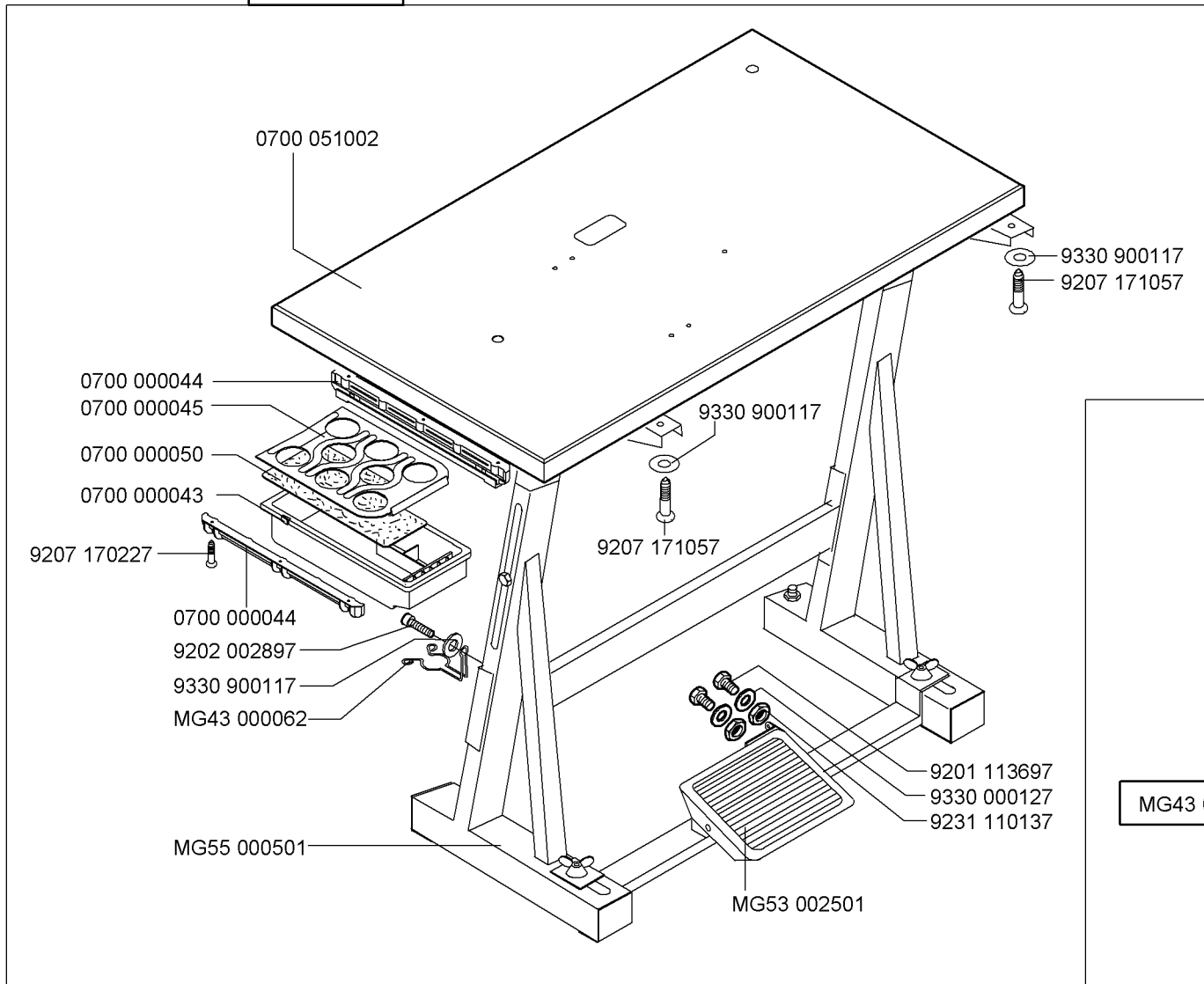






auf Wunsch  
on request

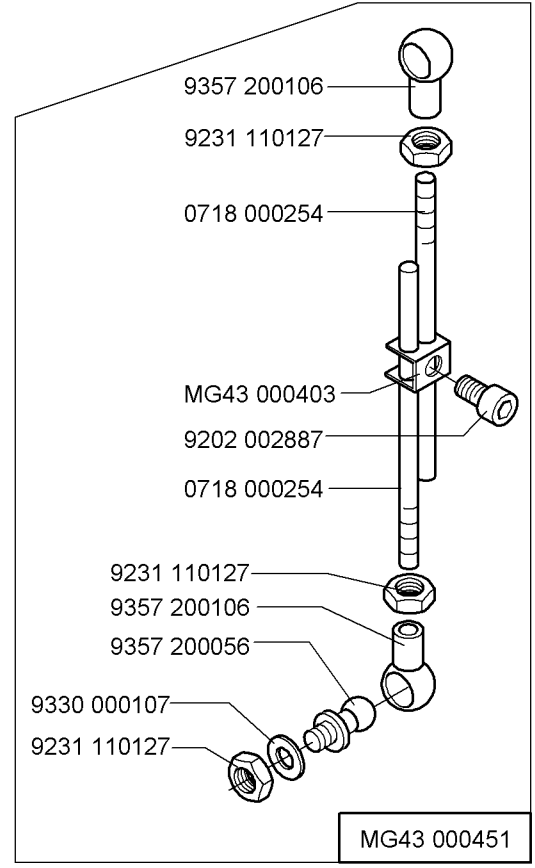
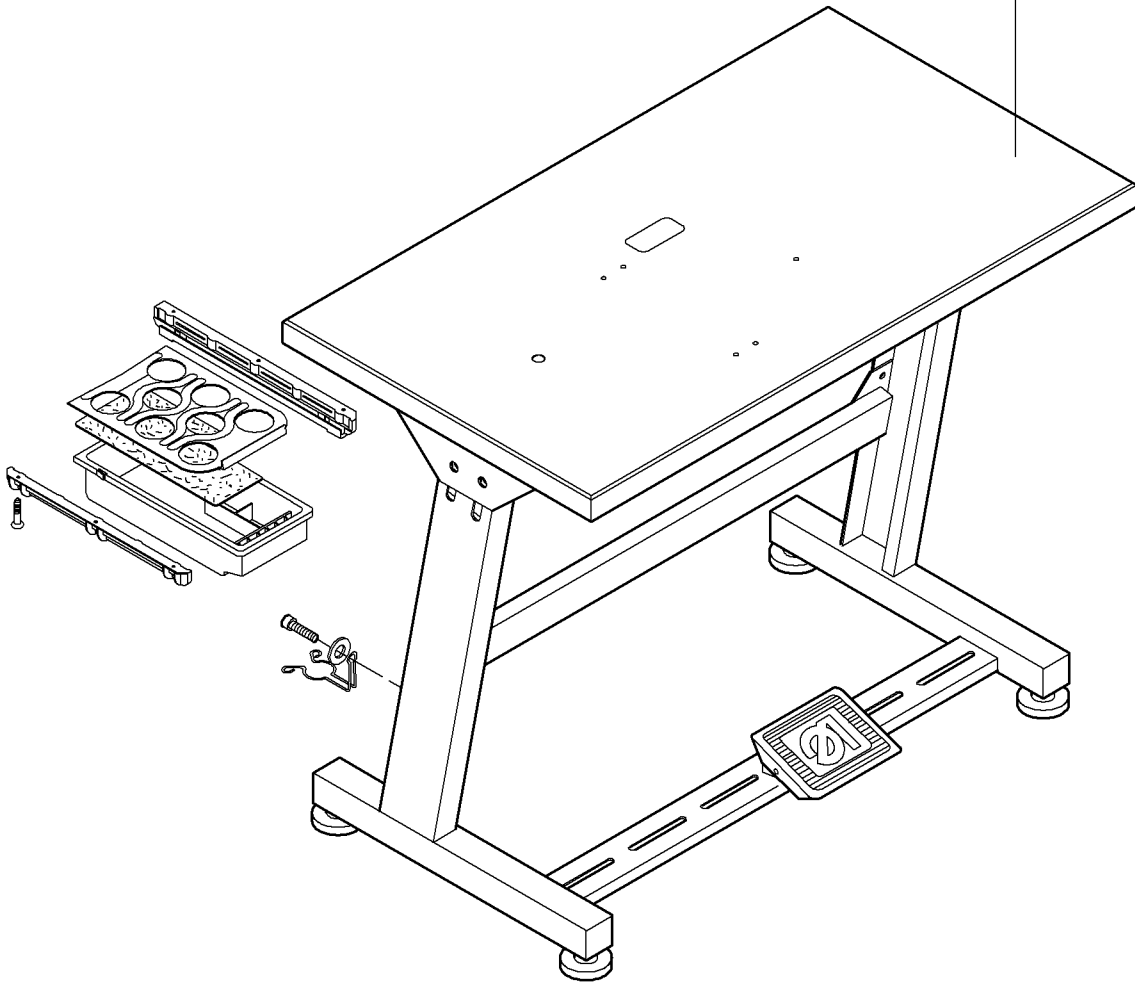
MG55 400294



auf Wunsch  
on request

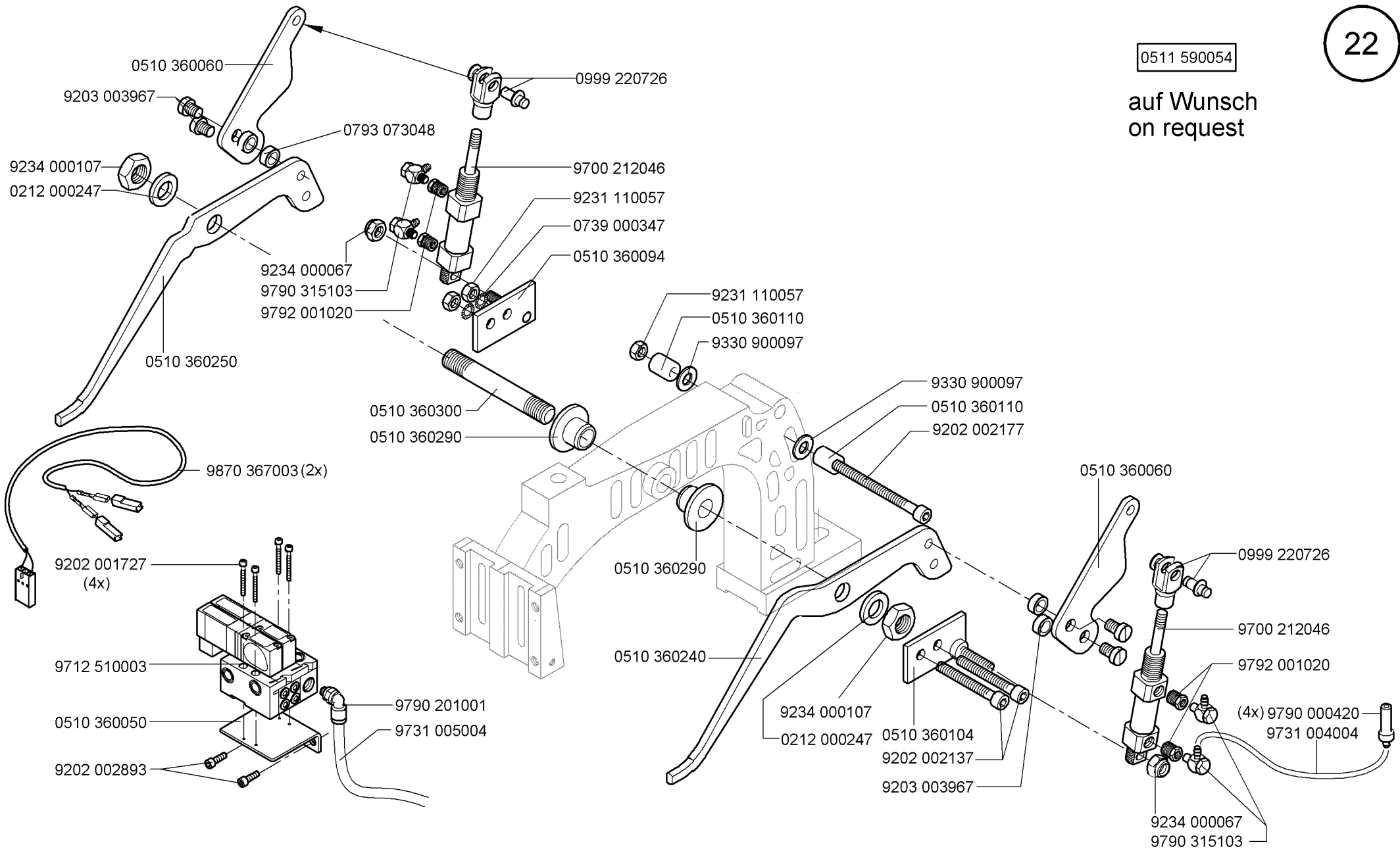
MG53 401485

0700 051002



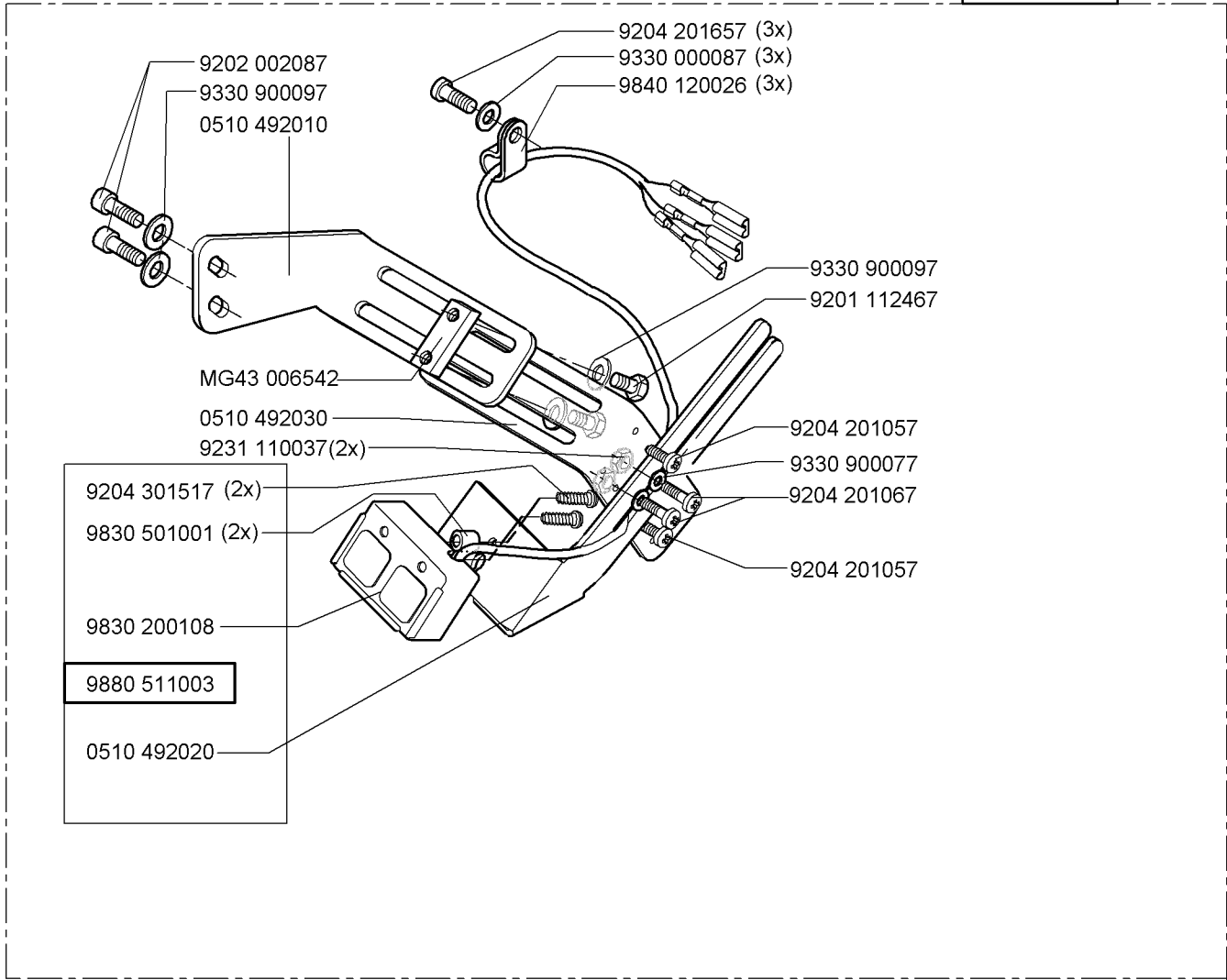
0511 590054

auf Wunsch  
on request



auf Wunsch  
on request

0511 590034



auf Wunsch  
on request

0511 590024

9204 201657  
9840 120027

9202 002107  
9202 002487

0510 491020  
0510 491010

0216 000103

0216 000103  
0806 402670  
9840 121001(4x)

9835 501005

0806 402680

0216 000103

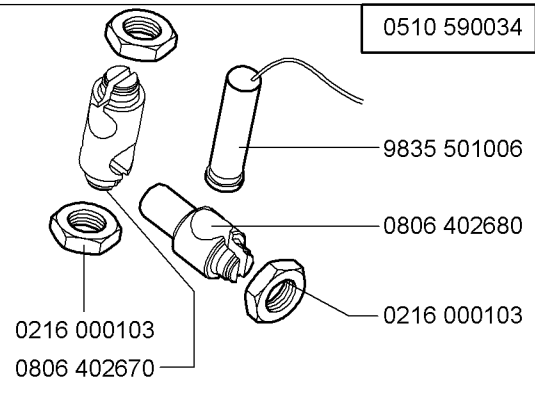
0511 590014

auf Wunsch  
on request

9870 511011

auf Wunsch  
on request

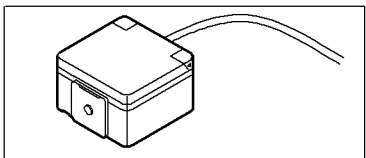
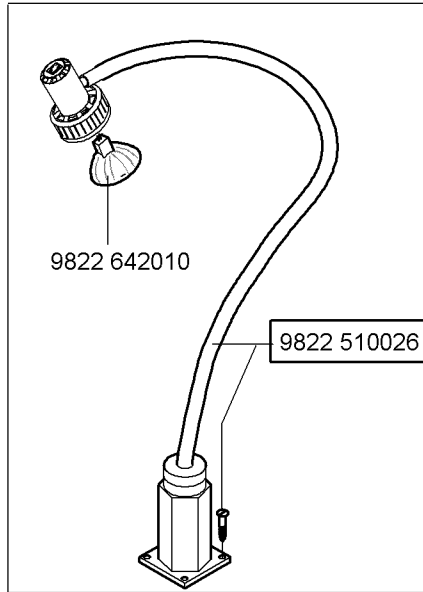
0510 590034



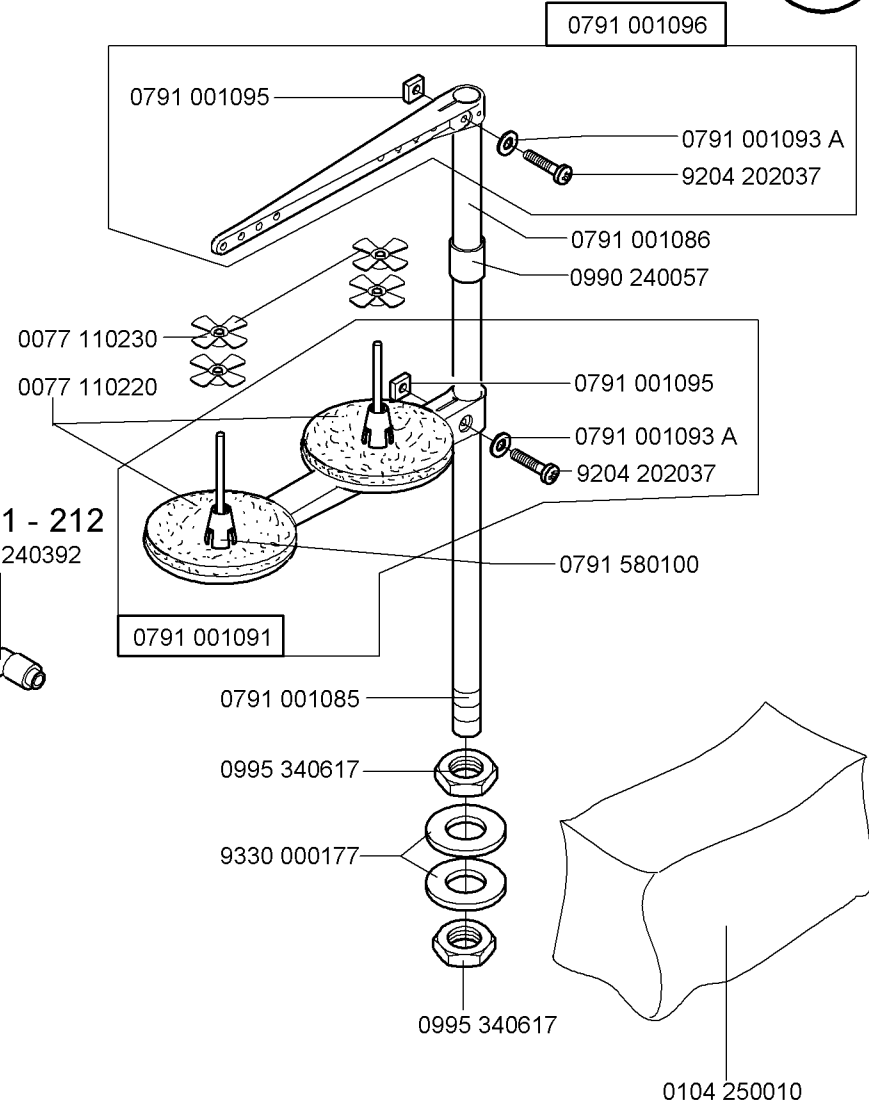
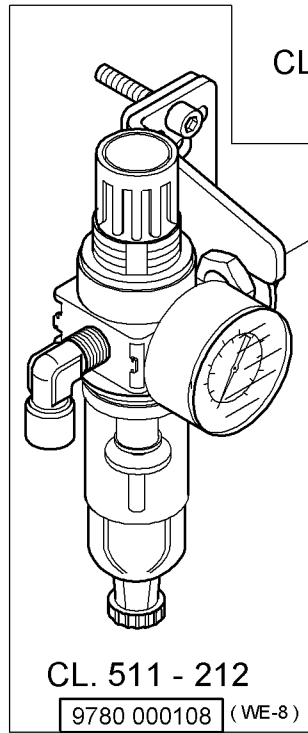
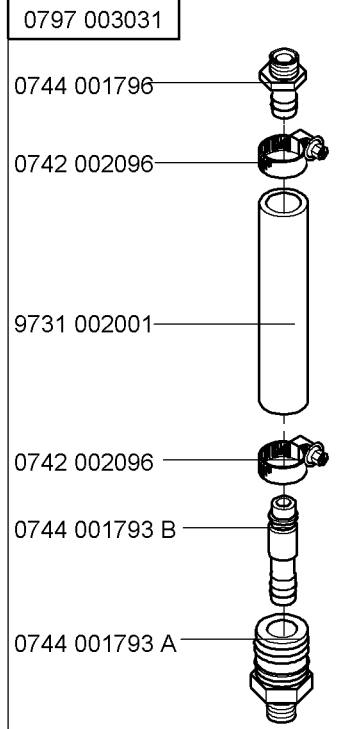
9830 501010 (4x)

9850 001090

auf Wunsch  
on request



**CL. 511 - 212**





Klammer Nr. Clamping foot No.	Verwendungszweck / Use	Artikel-Nr. Klammersatz, komplett Article No. Set of Clamping Foot, cpl.	Einzelteile / Individual Parts			
			Klammerfuss links Clamp foot left	Klammerfuss rechts Clamp foot right	Stoffauflageblech Fabric support plate	Fingerschutz Finger protection
1	-211; -213; -214 Querriegel / Straight bartack Standardausstattung Kl. 511-211 Standard equipment for class 511-211 Max. Riegelgrosse / Max. bartack size 19,0 x 3,5 mm	0510 22 001 4	0510 D8.07-15	0510 D8.07-14	0510 D281104	0510 D8.07-16
2	-211; -213; -214 Querriegel / Straight bartack Standardausstattung Kl. 511-213, 511-214 Standard equipment for class 511-213, 511-214 Max. Riegelgrosse / Max. bartack size 20,0 x 4,1 mm	0510 22 002 4	0510 D281116	0510 D281115	0510 D281104 0510 D281117	0510 D8.07-16
3	-211; -213; -214 Querriegel gross / Large straight bartack Max. Riegelgrosse / Max. bartack size 26,0 x 4,0 mm	0510 22 003 4	0510 D281107	0510 D281106	0510 D281111	0510 D281128
4	-211; -213; -214 Querriegel klein / Small straight bartack Max. Riegelgrosse / Max. bartack size 9,0 x 3,5 mm	0510 22 004 4	0510 D8.07-26	0510 D8.07-27	0510 D8.07-25	0510 D8.07-16
5	-211; -213; -214 Längsriegel / Longitudinal bartack Max. Riegelgrosse / Max. bartack size 4,6 x 20,0 mm	0510 22 005 4	0510 D281109	0510 D281108	0510 D281112	0510 D281114
6	-211; -213; -214 Kleinfeld-Klammerfuss / Small field clamping foot Max. Riegelgrosse / Max. bartack size 18,0 x 11,0 mm	0510 22 006 4	0510 D2811330	0510 D2811320	0510 D281139	0510 D281142
7	-211; -213; -214 Grossfeld-Klammerfuss / Large field clamping foot Max. Riegelgrosse / Max. bartack size 40,0 x 20,0 mm	0510 22 007 4	0510 51011180	0510 51011170	0510 5101119	0510 D281142
8	-212; Kontraktionsklammer / Contraction clamp Standardausstattung Kl. 511-212 Standard equipment for class 511-212 Max. Riegelgrosse / Max. bartack size 8,5 x 3,6 mm	0510 22 008 4	0510 5101503	0510 5101504		
9	-211; -213; -214 Kreis / Circular Max. Riegelgrosse / Max. bartack size 14,0 x 14,0 mm	0510 22 009 4	0510 D8.24-2.1		0510 D8.24-1	0510 D281142
10	-211; -213; -214 D-Klammerfuss Einfach Simple D-clamping foot Max. Riegelgrosse / Max. bartack size 11,0 x 8,0 mm	0510 22 010 4	0510 D281130	0510 D281129	0510 D281104	0510 D8.07-16

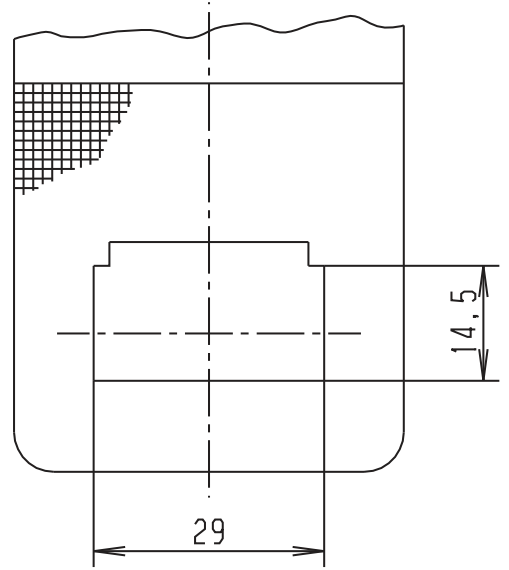
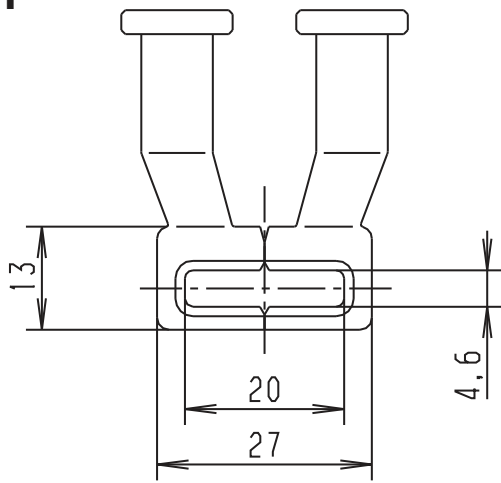




Klammer Nr. Clamping foot No.	Verwendungszweck / Use	Artikel-Nr. Klammersatz, komplett Article No. Set of Clamping Foot, cpl.	Einzelteile / Individual Parts			
			Klammerfuss links Clamp foot left	Klammerfuss rechts Clamp foot right	Stoffauflageblech Fabric support plate	Fingerschutz Finger protection
11	Doppel D-Klammerfuss seitlich Double D-clamping foot lateral Max. Riegelgroesse / Max. bartack size 8,6 x 11,6 mm	0510 22 011 4	0510 5101120	0510 5101121	0510 5101122	0510 D281128
12	Doppel D-Klammerfuss laengs Double D-clamping foot longitudinal Max. Riegelgroesse / Max. bartack size 11,6 x 7,5 mm	0510 22 012 4	0510 5101124	0510 5101125	0510 5101129	0510 D281142
13	Doppel-Tri Klammerfuss seitlich Double Tri-clamping foot lateral Max. Riegelgroesse / Max. bartack size 12,9 x 11,2 mm	0510 22 013 4	0510 5101126	0510 5101127	0510 5101128	0510 D281142
14	Guertelschlaufe Belt loop Max. Riegelgroesse / Max. bartack size 16,0 x 2,6 mm	0510 22 014 4	0510 5101115	0510 5101114	0510 5101116	0510 D8.07-16
15	Klammerfuesse zum Selbstanfertigen Clamping feet for self-producing Max. Riegelgroesse / Max. bartack size 40,0 x 20,0 mm	0510 22 015 4	0510 51011310	0510 51011300	0510 5101132	0510 D281142
16	Doppel-D-Riegel seitlich Double D bartack lateral Max. Riegelgroesse / Max. bartack size 8,6 x 13,6 mm	0510 22 016 4	0510 5101140		0510 5101142	0510 D281128
17	Rohling + Bearbeitung nach Kundenwunsch (Kreise + Rechtecke) Blank + customized (Circle + rectangle) Max. Riegelgroesse / Max. bartack size 40,0 x 20,0 mm	0510 22 017 4	0510 220154			
18	Rohling + Bearbeitung nach Kundenwunsch (Polylines) Blank + customized (Polylines) Max. Riegelgroesse / Max. bartack size 40,0 x 20,0 mm	0510 22 018 4	0510 220154			

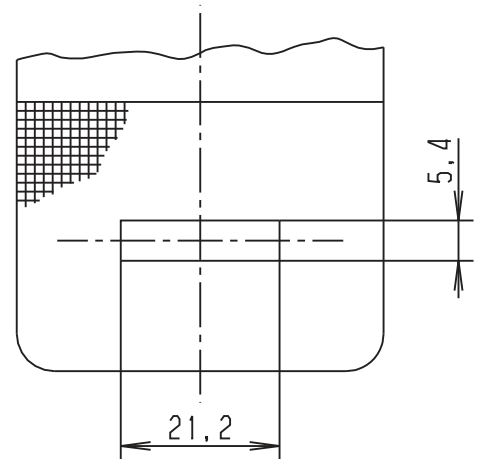
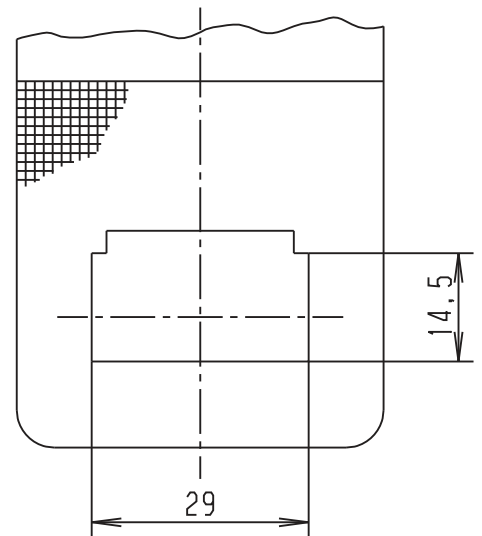
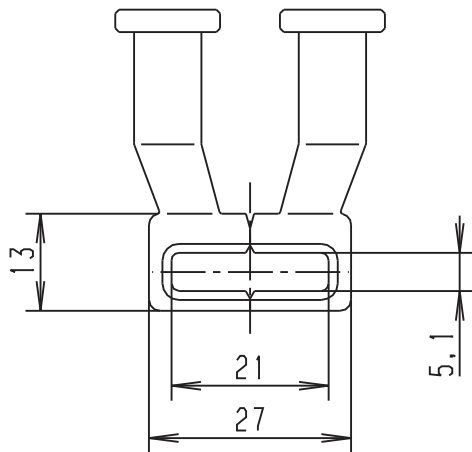


1



Max. Riegelgrosse - siehe Tabelle / Max. bartack size - see table

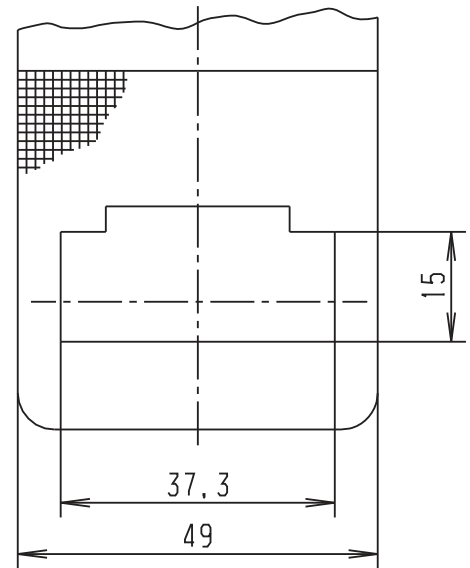
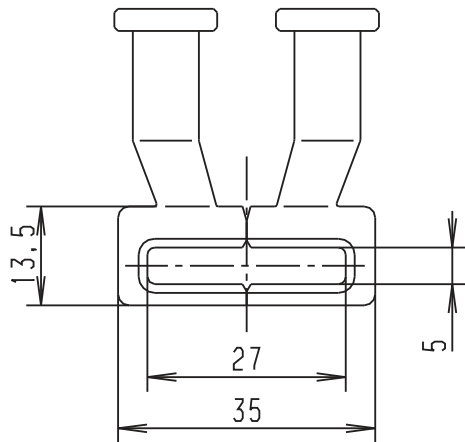
2



Max. Riegelgrosse - siehe Tabelle / Max. bartack size - see table

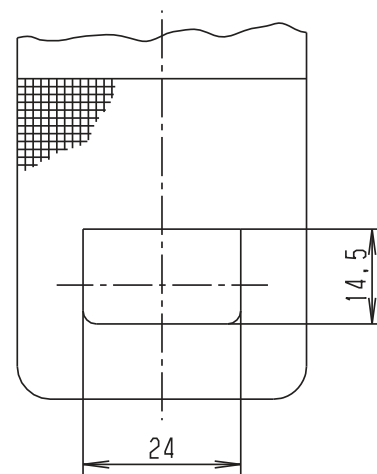
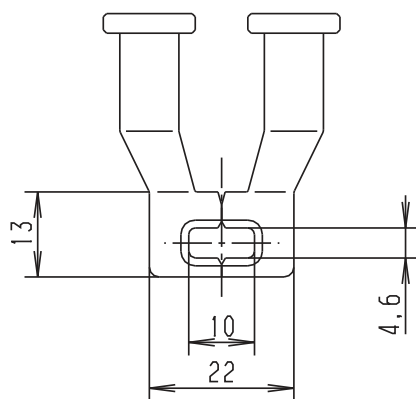


3



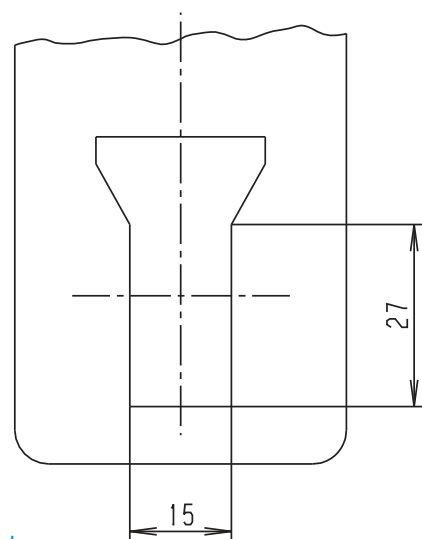
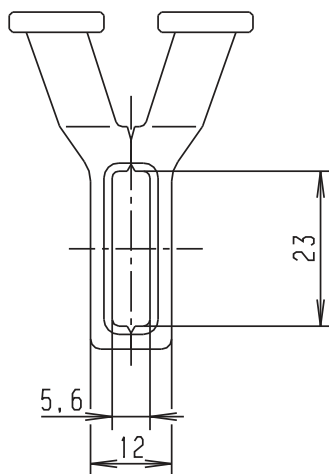
Max. Riegelgrosse - siehe Tabelle / Max. bartack size - see table

4



Max. Riegelgrosse - siehe Tabelle / Max. bartack size - see table

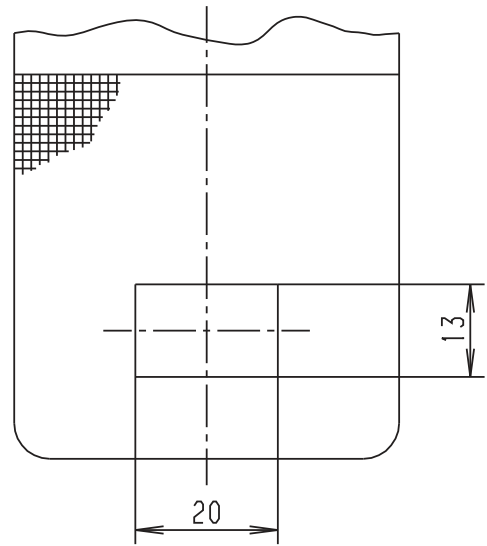
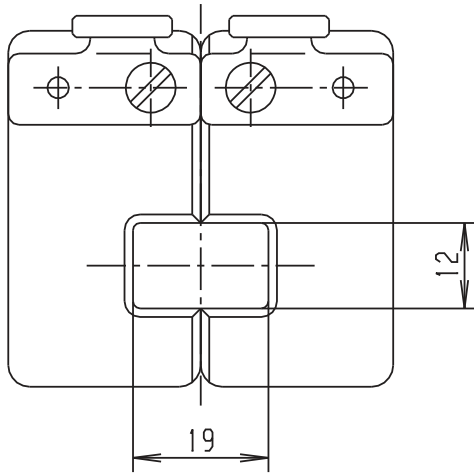
5



Max. Riegelgrosse - siehe Tabelle / Max. bartack size - see table

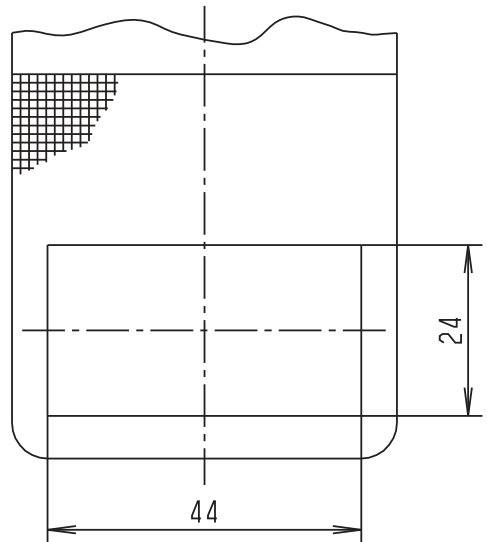
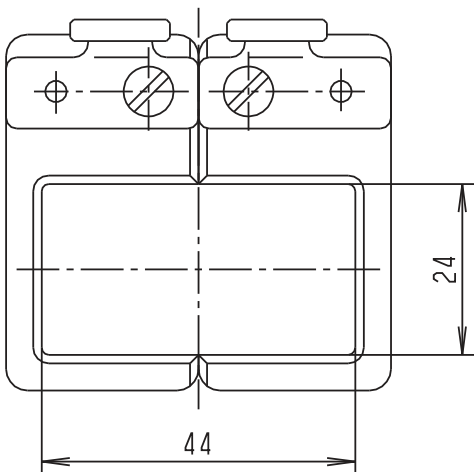


6



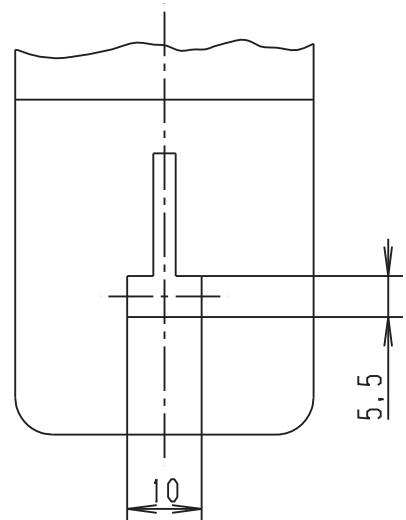
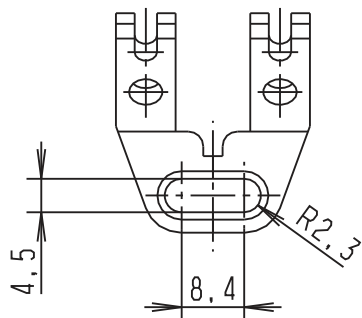
Max. Riegelgrosse - siehe Tabelle / Max. bartack size - see table

7



Max. Riegelgrosse - siehe Tabelle / Max. bartack size - see table

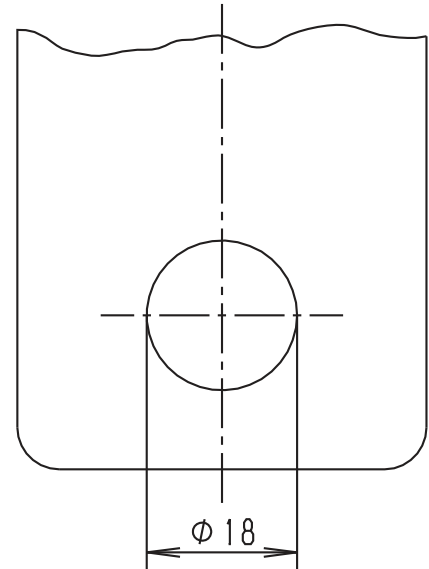
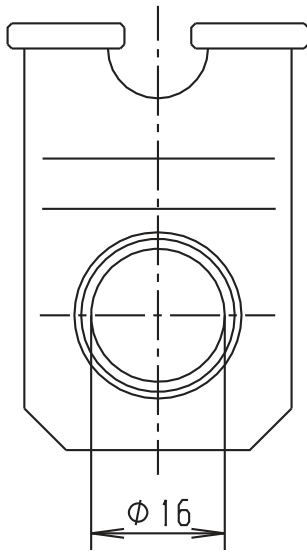
8



Max. Riegelgrosse - siehe Tabelle / Max. bartack size - see table

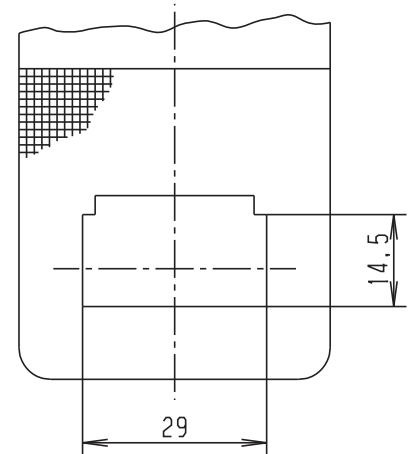
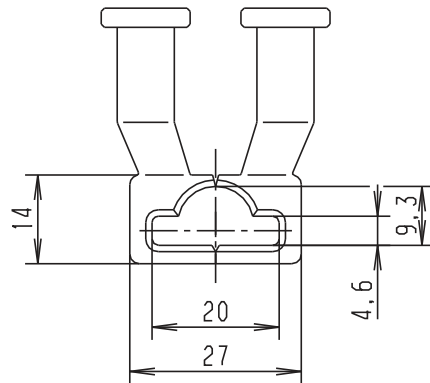


9



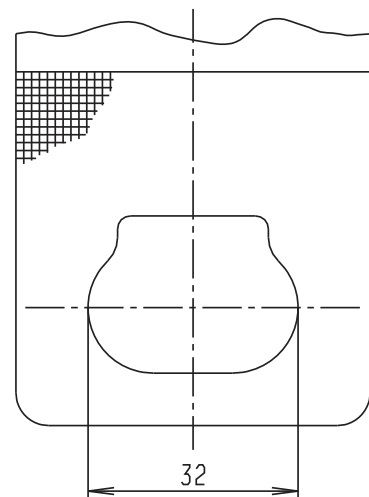
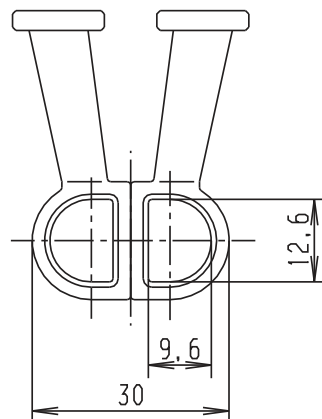
Max. Riegelgrosse - siehe Tabelle / Max. bartack size - see table

10



Max. Riegelgrosse - siehe Tabelle / Max. bartack size - see table

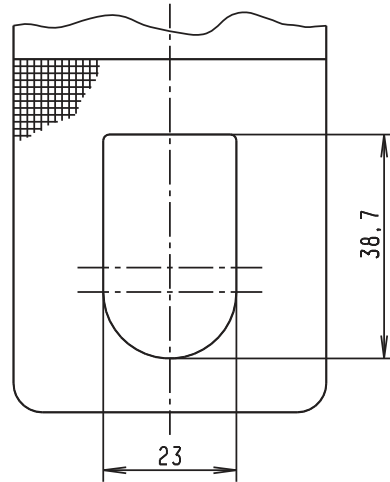
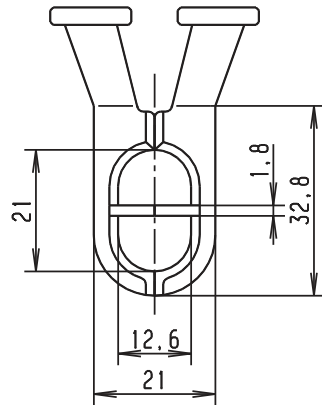
11



Max. Riegelgrosse - siehe Tabelle / Max. bartack size - see table

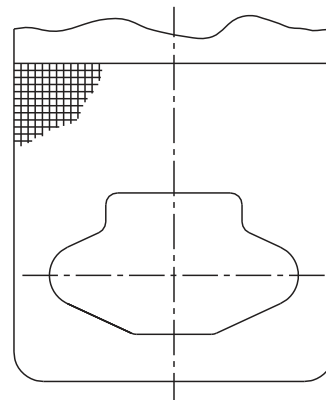
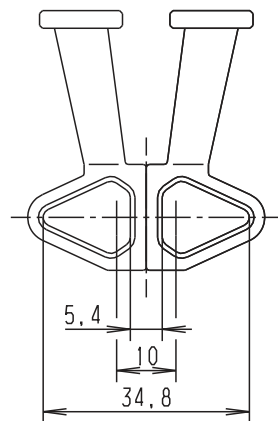


12



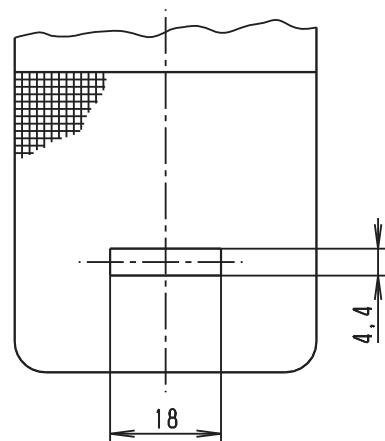
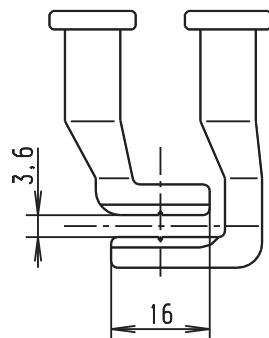
Max. Riegelgroesse - siehe Tabelle / Max. bartack size - see table

13



Max. Riegelgroesse - siehe Tabelle / Max. bartack size - see table

14

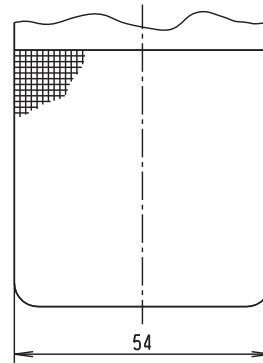
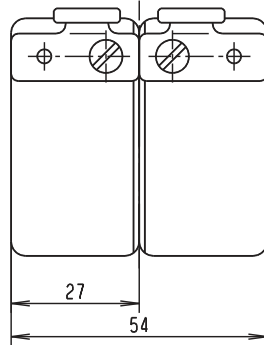


Max. Riegelgroesse - siehe Tabelle / Max. bartack size - see table



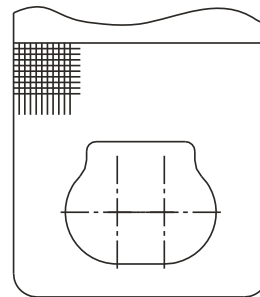
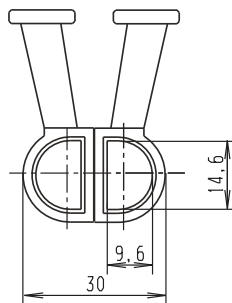
## 15, 17, 18

nicht gehärtet  
not tempered

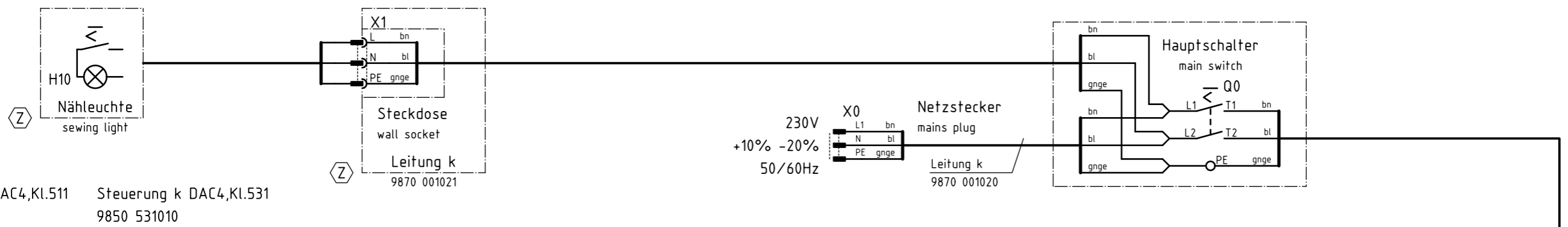


Max. Riegelgroesse - siehe Tabelle / Max. bartack size - see table

## 16



Max. Riegelgroesse - siehe Tabelle / Max. bartack size - see table



Steuerung k DAC4,Kl.511 9850 511010  
control DAC4,cl.511

Steuerung k DAC4,Kl.531 9850 531010  
control DAC4,cl.531

Encoder Nähmotor  
encoder sewing motor

Nähmotor  
sewing motor

ASC0-Schnittstelle/Pos.Signale  
ASC0-Interface/encoder signals

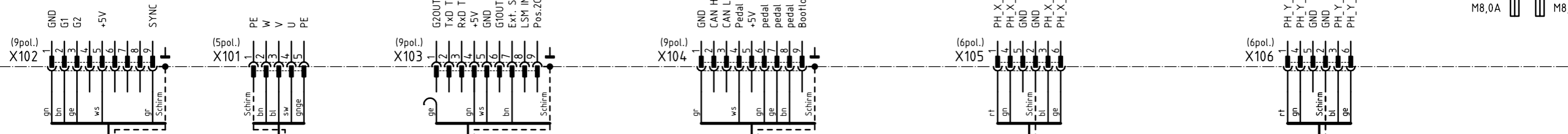
Pedal/CAN  
pedal/CAN

A1

Schrittmotor X-Achse  
stepping motor X-axis

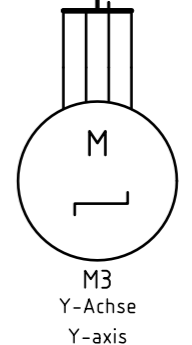
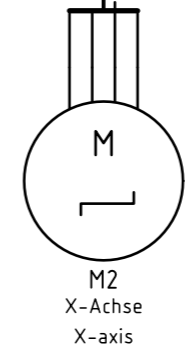
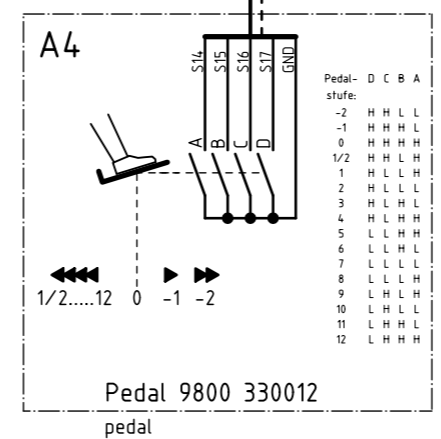
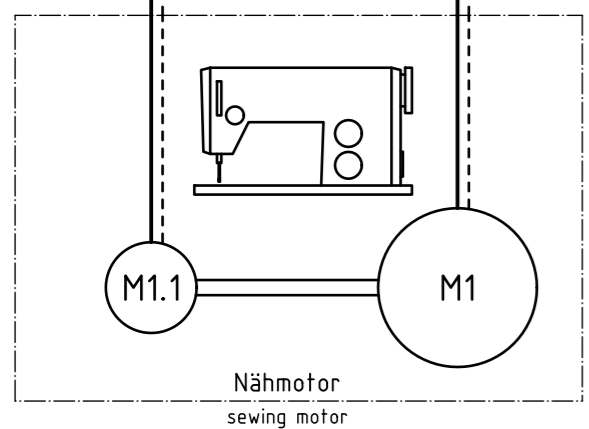
Schrittmotor Y-Achse  
stepping motor Y-axis

Netz  
power



F1 M8,0A  
F2 M8,0 A

9870 511001 CN L004  
Blatt 4  
sheet



Z Zusatzeinrichtung  
optional equipment

c			Datum	04.11.08
b			Bearb.	Cz
a			Gepr.	
	Anderung	Datum	Name	Norm



Teilfamilie  
Freigabe  
0084 / 07

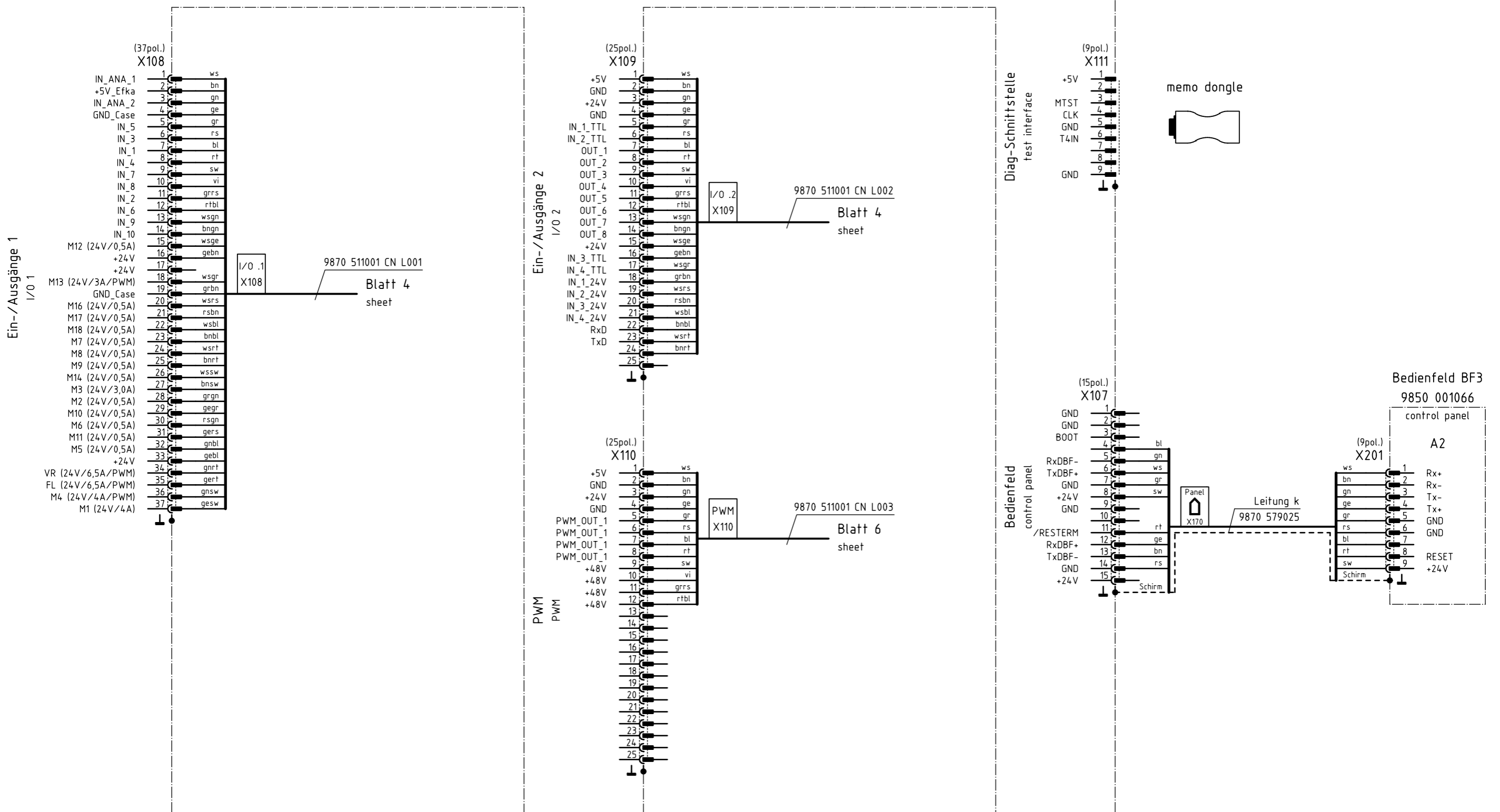
511/531  
Steuerung DAC4, Nähtrieb, Schrittmotore  
control DAC4, sewing motor, stepper

Bauschaltplan  
9890 511001 B

Blatt  
1/7



A1



Zusatzeinrichtung  
 optional equipment

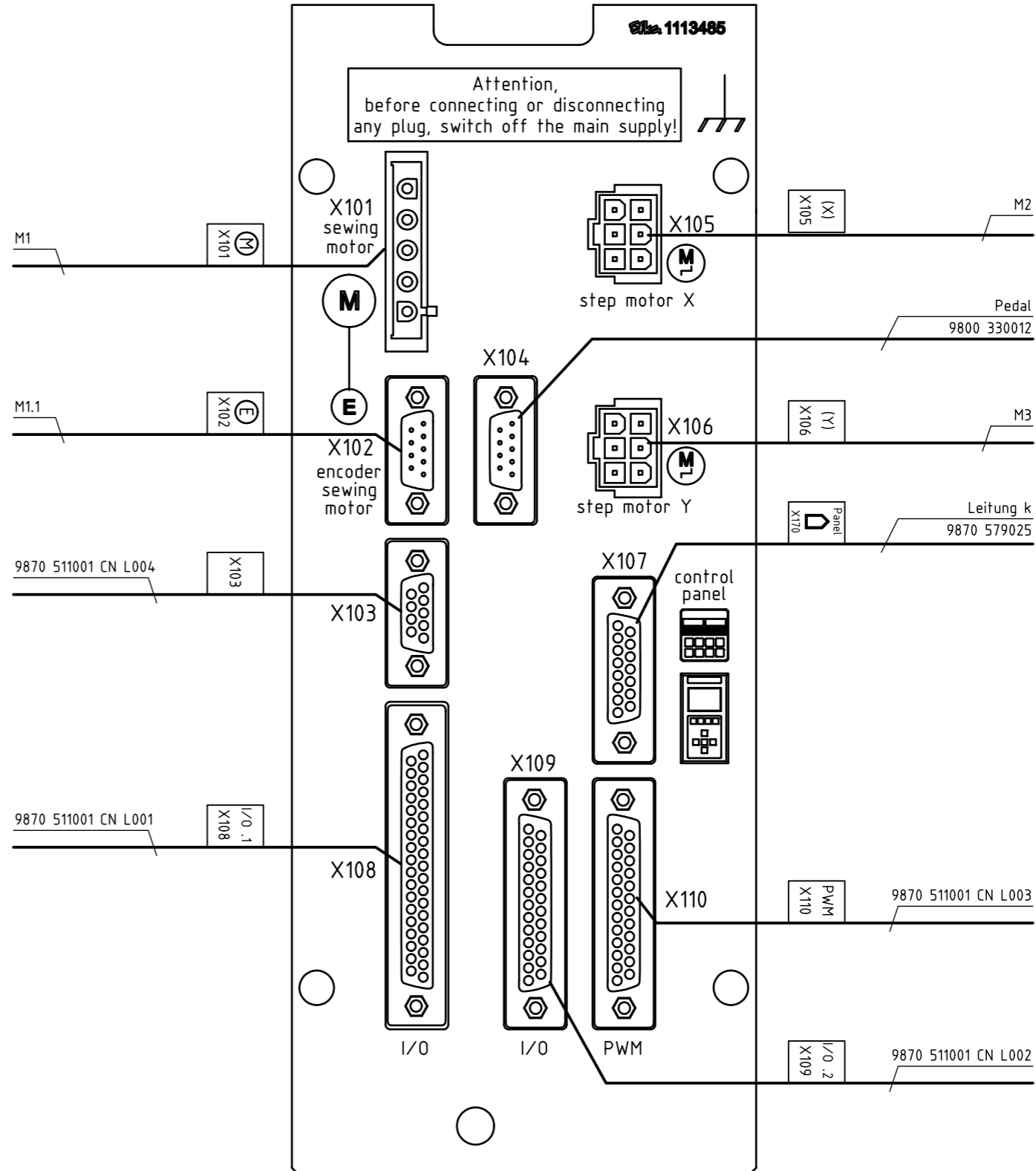
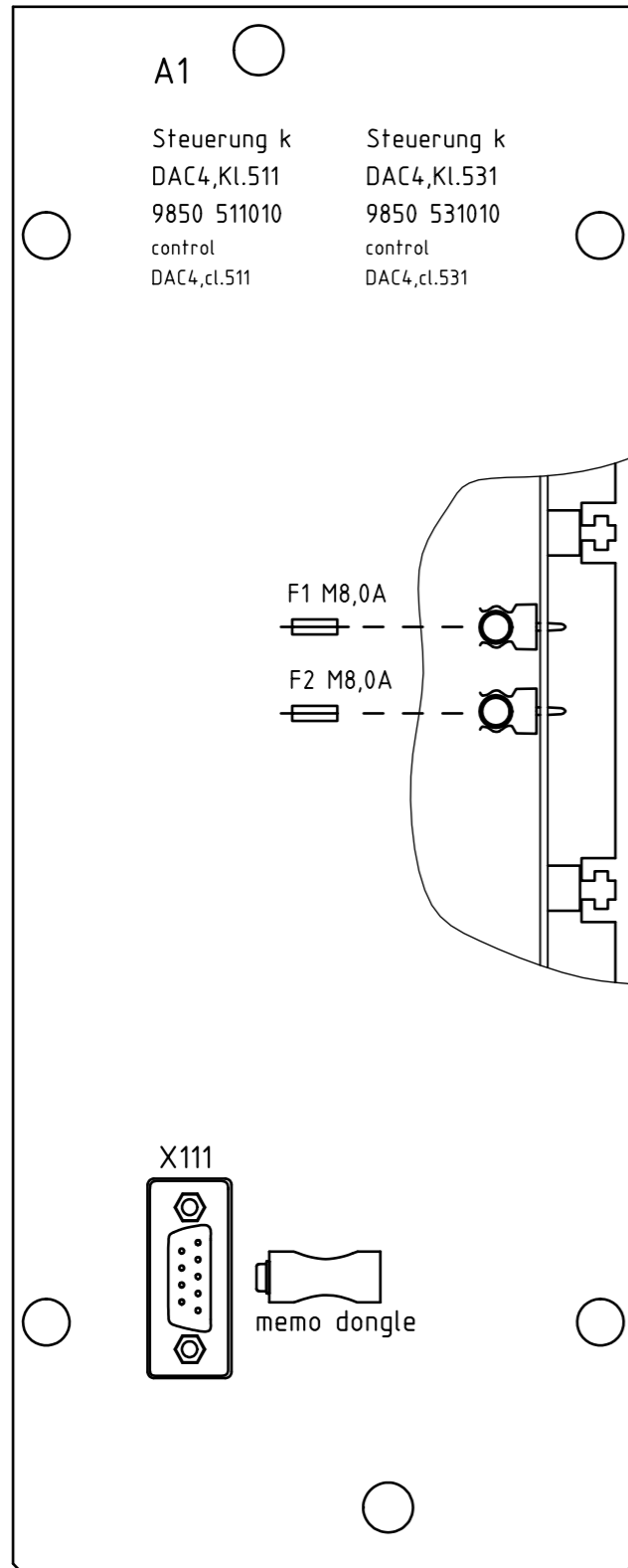
c			Datum	04.11.08
b			Bearb.	Cz
a			Gepr.	
	Änderung	Datum	Name	Norm



Teilefamilie	511/531
Freigabe	0084 / 07

511/531  
 Steuerung DAC4, I/O, Bedienfeld  
 control DAC4, I/O, control panel

Bauschaltplan  
 9890 511001 B



c			Datum	04.11.08
b			Bearb.	Cz
a			Gepr.	
Änderung	Datum	Name	Norm	

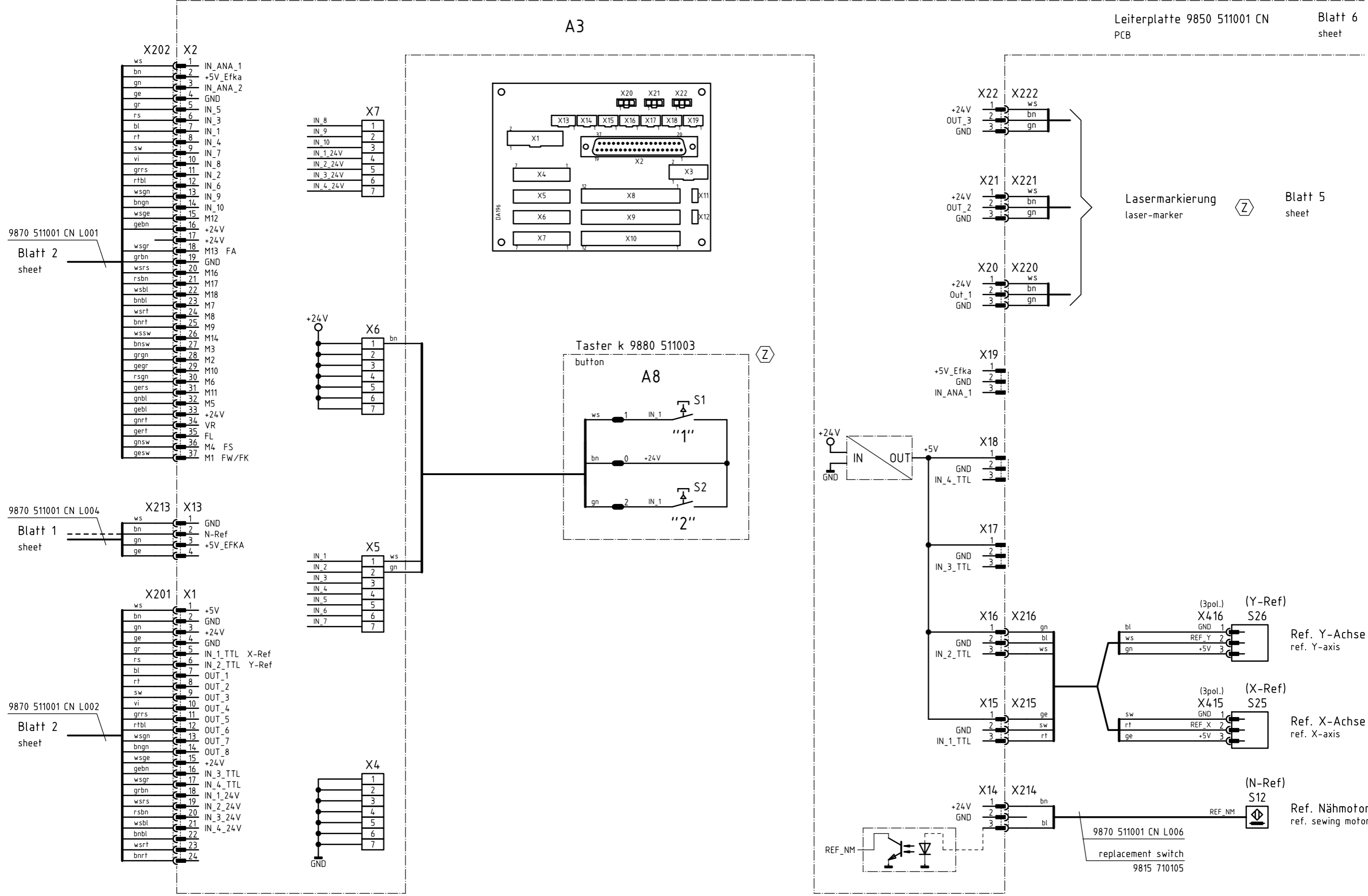


DÜRKOPP  
ADLER AG  
Bielefeld

Teilefamilie	
Freigabe	0084 / 07

511/531  
Steuerung DAC4, Anschlußplan  
control DAC4, connection diagram

Bauschaltplan  
9890 511001 B



9870 511001 CN L001  
Blatt 2 sheet

9870 511001 CN L004  
Blatt 1 sheet

9870 511001 CN L002  
Blatt 2 sheet

Lasermarkierung laser-marker Blatt 5 sheet

Zusatzeinrichtung optional equipment

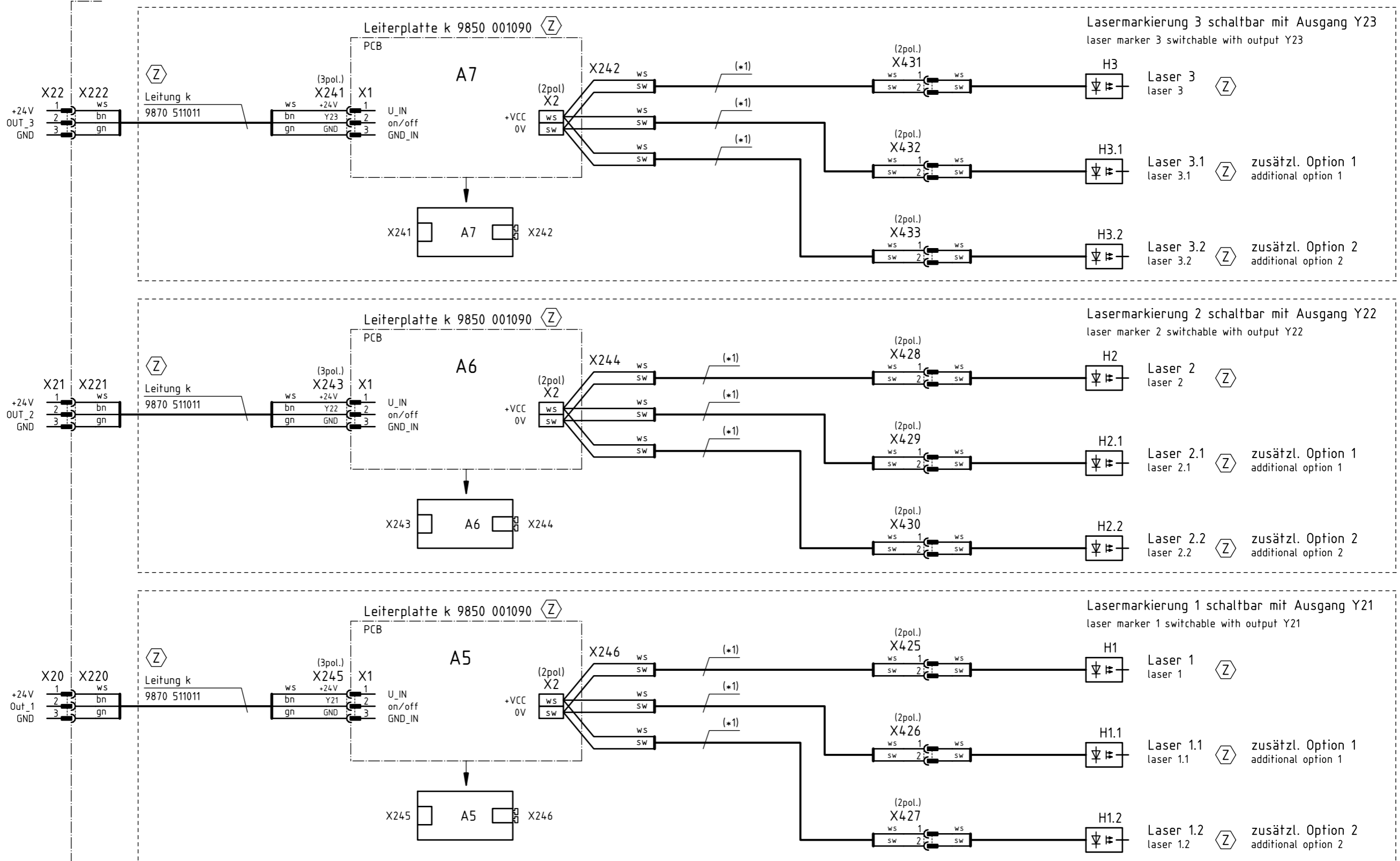
c			Datum	04.11.08
b			Bearb.	Cz
a			Gepr.	
	Änderung	Datum	Name	Norm



Teilefamilie	511/531
Freigabe	0084 / 07

511/531  
Eingänge  
inputs

Bauschaltplan  
9890 511001 B



(*1)	Laser k	laser cpl.	9835 501005
	Ersatzlaser	replacement laser	9835 501006

Zusatzeinrichtung  
optional equipment

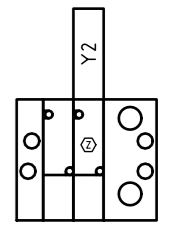
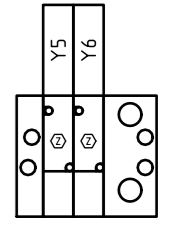
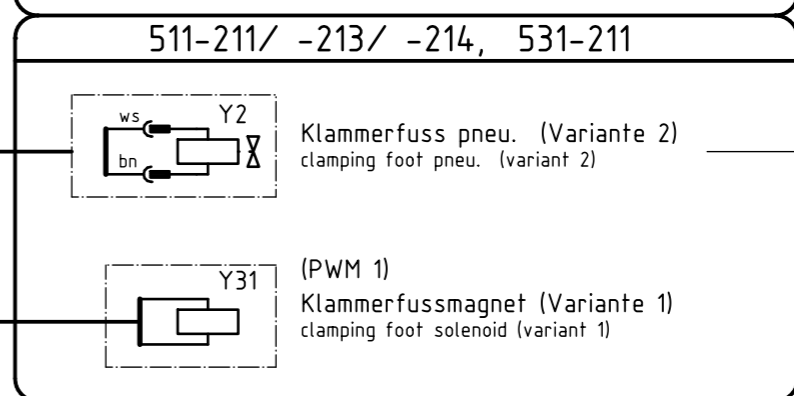
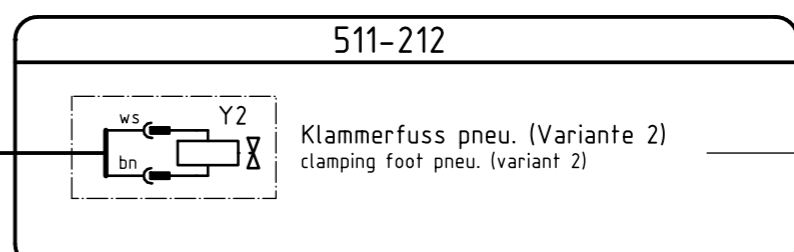
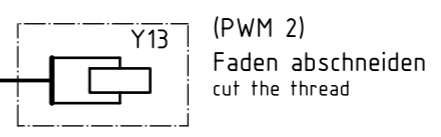
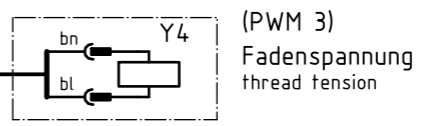
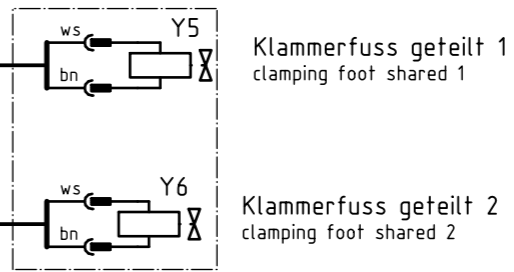
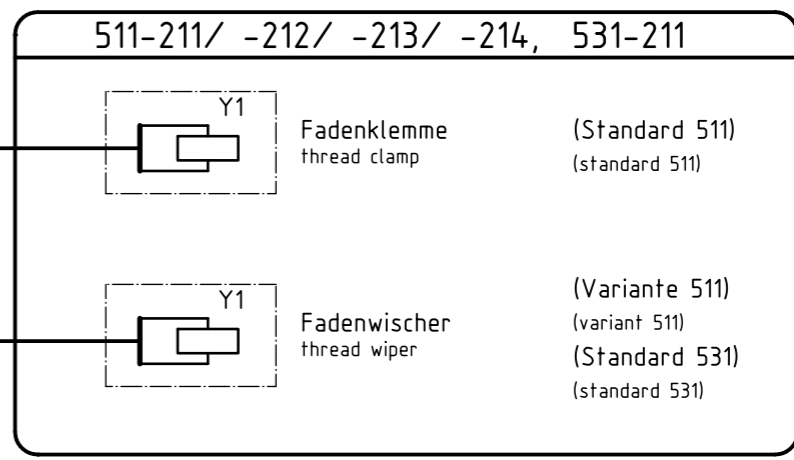
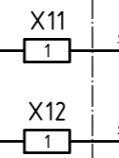
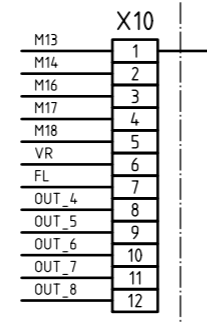
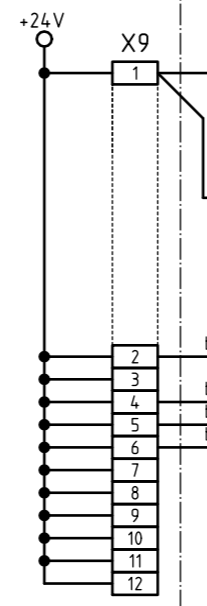
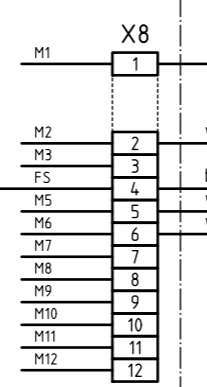
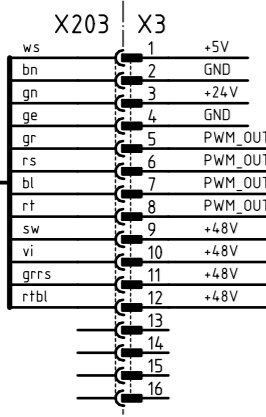
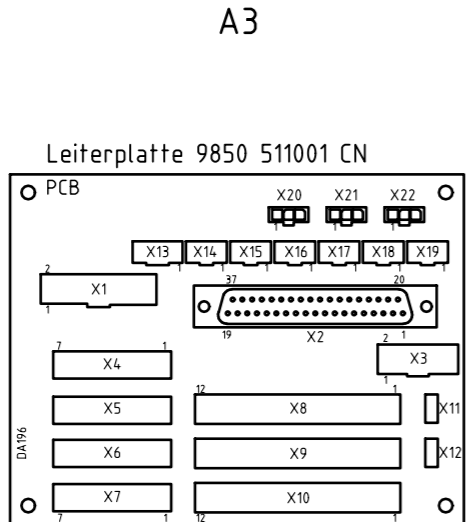
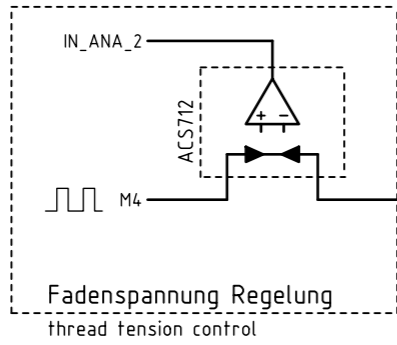
c			Datum	04.11.08
b			Bearb.	Cz
a			Gepr.	
	Änderung	Datum	Name	Norm



Teilfamilie	511/531
Freigabe	0084 / 07

511/531  
Lasermarkierung  
laser-marker

Bauschaltplan  
9890 511001 B



(Z) Zusatzeinrichtung  
optional equipment

c			Datum	04.11.08
b			Bearb.	Cz
a			Gepr.	
	Anderung	Datum	Name	Norm



Teilefamilie	
Freigabe	0084 / 07

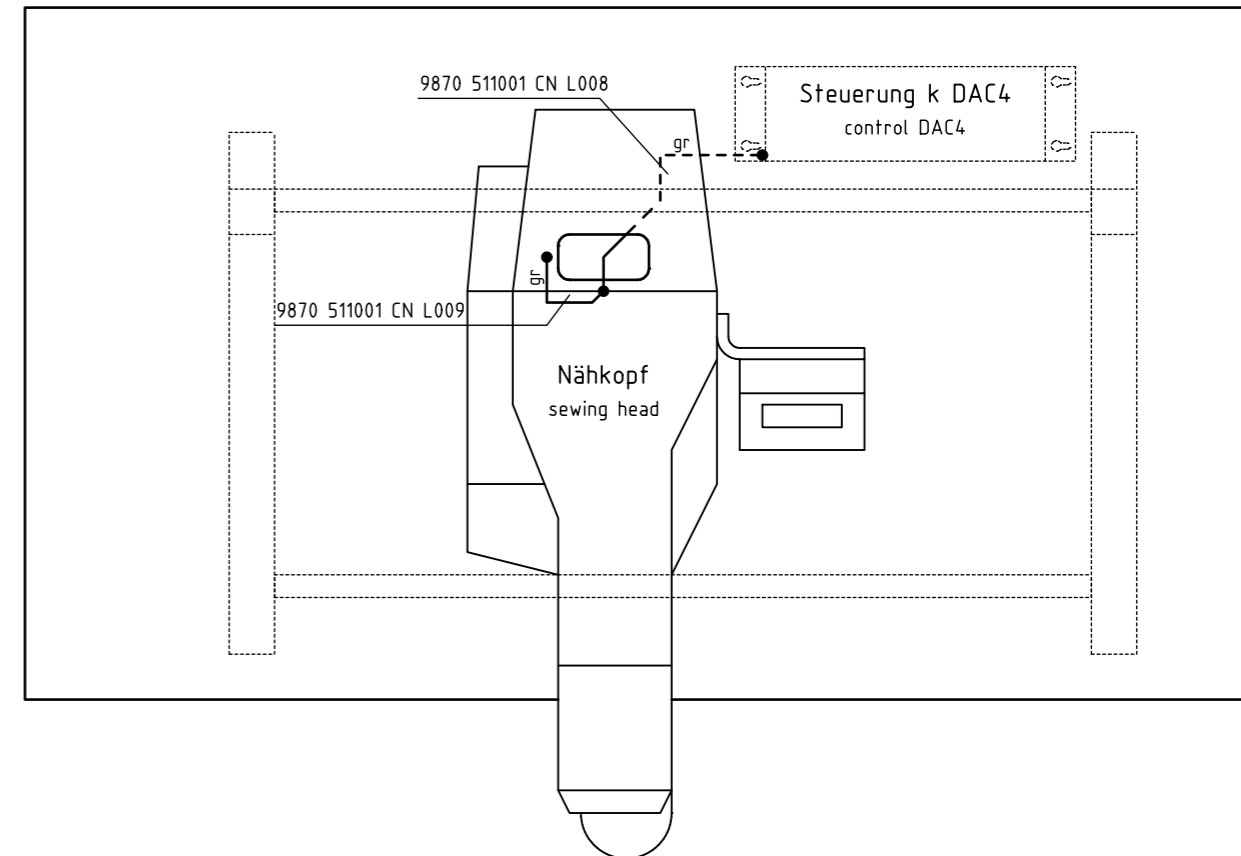
511/531  
Ausgänge  
outputs

Bauschaltplan  
9890 511001 B

Kurzzeichen	Teilenummer	Benennung	denomination	Typ	Bemerkung
A1	9850 511010	Steuerung k	control, cpl.	DAC4, m. Programm	Klasse/class <b>511</b>
A1	9850 531010	Steuerung k	control, cpl.	DAC4, m. Programm	Klasse/class <b>531</b>
A2	9850 001066	Bedienfeld	control panel	BF3	
A3	9850 511001 CN	Leiterplatte k	PCB	Verteiler 511	
A4	9800 330012	Pedal	pedal	EB301	
A5; A6; A7	9850 001090	Leiterplatte k	PCB	Lasernetzteil 3,5V	(on request/auf Wunsch)
A8	9880 511003	Taster k			
F1; F2	9825 810319	Sicherung	fuse	M8,0A/250 E	5x20mm
H1; H2; H3	9835 501005	Laser k	laser	LDM11; Kabel 1100mm	(on request/auf Wunsch)
H1; H2; H3	9835 501006	Laser k	laser		(replacement/Ersatzteil)
H10	9822 510026	Nähleuchte	sewing light	230V/12V-20W	(on request/auf Wunsch)
H10	9822 642010	Ersatzleuchtmittel	replacement bulb	Halogen/12V-20W	(replacement/Ersatzteil)
M1;M1.1	9800 150012	Nähtrieb o.S.	sewing motor	QUICK, QE3760, DAC4	ohne Steuerung
M2	9800 580035	Schrittmotor	step motor		X-Achse
M3	9800 580036	Schrittmotor	step motor		Y-Achse
Q0	9815 580008	Netzschalter	main switch		rot-gelb
S12	9815 710105	Induktivgeber k	approximate switch		Ref. Nähmotor
S25	0510 TLP1201A	Lichtschranke k	light barrier		Ref. X-Achse
S26	0510 TLP1204(3)	Lichtschranke k	light barrier		Ref. Y-Achse
X0	9825 190104	Netzstecker	mains plug		(on request/auf Wunsch)
X1	9825 190103	Steckdose	wall socket		(on request/auf Wunsch)
Y1	9820 110013	Magnet	solenoid	Fadenklemme (Standard)	
Y1	9820 110027	Magnet	solenoid	Fadenwischer (Variante)	(on request/auf Wunsch)
Y4	0281 350154	Magnet	solenoid	Fadenspannung	
Y5; Y6	9712 510003	Magnetventilblock	solenoid valve block	Klammerfuss geteilt	(on request/auf Wunsch)
Y13	9820 110028	Magnet	solenoid	Faden schneiden	
Y31	9820 110026	Magnet	solenoid	Klammerfussmagnet	
Y2	9712 510002	Magnetventilblock	solenoid valve block	Klammerfuss pneu.	(on request/auf Wunsch)
Y2; Y5; Y6	9710 063000	5/2 Magnetventil	5/2 solenoid valve		(replacement/Ersatzteil)

9890 511001 B / 7

Ansicht von oben  
top view



c			Datum	04.11.08
b			Bearb.	Cz
a			Gepr.	
	Änderung	Datum	Name	Norm



DÜRKOPP  
ADLER AG  
Bielefeld

Teilfamilie	511/531
Freigabe	0084 / 07

511/531  
Teilleiste, Potentialausgleich  
parts list, operational bondings

Bauschaltplan  
9890 511001 B

Blatt  
7 / 7